

EAO))) CONGRESS

EUROPEAN ASSOCIATION FOR OSSEOINTEGRATION

FINAL PROGRAMME

27TH
ANNUAL
SCIENTIFIC
MEETING
OF THE
EUROPEAN
ASSOCIATION
FOR OSSEOINTEGRATION

EAO-CONGRESS.COM

VIENNA

FROM OCTOBER 11TH
TO OCTOBER 13TH, 2018

INVITED REGION:
RUSSIA AND BALTIC COUNTRIES

DREAMS & REALITY IN IMPLANT DENTISTRY

IN COOPERATION WITH:



CONTENTS

Congress overview.....	4
About the association.....	6

SCIENTIFIC PROGRAMME

Thursday October 11th.....	9
Friday October 12th.....	14
Saturday October 13th.....	24

INDUSTRY SESSIONS

Industry satellite symposia.....	28
Industry lunch symposia.....	31
Hands-on sessions.....	32
EAO Honorary membership.....	34
EAO Forum.....	35
Digital Village.....	36
General information.....	39
Discover Vienna.....	40
List of sponsors.....	42
Exhibition map.....	44
EAO booth.....	49
Messe Wien map.....	50

Board of Directors (2016–2018)

PRESIDENT

Alberto Sicilia (*Spain*)

PRESIDENT ELECT

Henning Schliephake (*Germany*)

SECRETARY GENERAL

Ronald Jung (*Switzerland*)

TREASURER

Luca Cordaro (*Italy*)

PAST PRESIDENT

Björn Klinge (*Sweden*)

MEMBERS

Gil Alcoforado (*Portugal*)

Türker Örnekol (*Turkey*)

Bjarni Pjetursson (*Iceland*)

Isabella Rocchietta (*UK*)

Irena Sailer (*Switzerland*)

Scientific Committee

CONGRESS CHAIRS

Ronald Jung (*Switzerland*)

Georg Mailath-Pokorny (*Austria*)

Michael Payer (*Austria*)

MEMBERS

Helena Francisco (*Portugal*)

Petra Gierthmühlen (*Germany*)

Klaus Gotfredsen (*Denmark*)

Lisa Heitz-Mayfield (*Australia*)

Mario Rocuzzo (*Italy*)

Istvan Urban (*Hungary*)

Pascal Valentini (*France*)

Ann Wennerberg (*Sweden*)

Werner Zechner (*Austria*)

Congress Committee

CHAIRPERSON

Bjarni Pjetursson (*Iceland*)

PAST CHAIR

Luca Cordaro (*Italy*)

MEMBERS

Kathrin Becker (*Germany*)

Jaime A. Gil (*Spain*)

Iva Milinkovic (*Serbia*)

Türker Örnekol (*Turkey*)

Pascal Valentini (*France*)

Abstract Committee

CHAIR

Ralf Kohal (*Germany*)

RESTRICTED COMMITTEE

Magnús Jón Björnsson (*Iceland*)

Christel Larsson (*Sweden*)

MEMBERS

Goran Benic (*Switzerland*)

Matteo Chiapasco (*Italy*)

Nikolaos Donos (*UK*)

Erhan Firatli (*Turkey*)

Alfonso Gil (*Spain*)

Klaus Gotfredsen (*Denmark*)

Robert Haas (*Austria*)

Flemming Isidor (*Denmark*)

Matthias Kern (*Germany*)

Niklaus P. Lang (*Switzerland*)

Paulo Mascarenhas (*Portugal*)

Andrea Mombelli (*Switzerland*)

Timo Närhi (*Finland*)

Gerry Raghoobar (*Netherlands*)

Giovanni E. Salvi (*Switzerland*)

Lars Schropp (*Denmark*)

Hendrik Terheyden (*Germany*)

Daniel Thoma (*Switzerland*)

Ann Wennerberg (*Sweden*)

Jörg Wiltfang (*Germany*)

Anja Zembic (*Switzerland*)

Faculty

Stephan Acham (*Austria*)

Bilal Al-Nawas (*Germany*)

Mauricio Araújo (*Brazil*)

Behrouz Arefnia (*Austria*)

Hans-Peter Bantleon (*Austria*)

Stephen Barter (*UK*)

Kristina Bertl (*Austria*)

Goran Benic (*Switzerland*)

Thomas Bernhart (*Austria*)

Wolfgang Bolz (*Austria*)

Michael Bornstein (*Switzerland*)

Urs Brodbeck (*Switzerland*)

Corinna Bruckmann (*Austria*)

Dieter Busenlechner (*Austria*)

Daniel Buser (*Switzerland*)

Matteo Chiapasco (*Italy*)

Luca Cordaro (*Italy*)

Adriano Crismani (*Austria*)

Erhan Firatli (*Turkey*)

Helena Francisco (*Portugal*)

Rudolf Fürhauser (*Austria*)

Alexander Gaggl (*Austria*)

Petra Gierthmühlen (*Germany*)

Peter Gollner (*Switzerland*)

Klaus Gotfredsen (*Denmark*)

Christian Graetz (*Austria*)

Ueli Grunder (*Switzerland*)

Robert Haas (*Austria*)

Christoph Hämmerle (*Switzerland*)

Lisa Heitz-Mayfield (*Australia*)

Markus Hof (*Austria*)

Flemming Isidor (*Denmark*)

Norbert Jakse (*Austria*)

Martin Janda (*Sweden*)

Ronald Jung (*Switzerland*)

Britta Jung (*Germany*)

Barbara Kimbauer (*Austria*)

Ralf Kohal (*Germany*)

Polina Kotlarensko (*Austria*)

Ulrike Kuchler (*Switzerland*)

Christel Larsson (*Sweden*)

Niklaus P. Lang (*Switzerland*)

Werner Lill (*Austria*)

Martin Lorenzoni (*Austria*)

Georg Mailath-Pokorny (*Austria*)

Roland Männchen (*Switzerland*)

Paulo Mascarenhas (*Portugal*)

Nikos Mattheos (*China*)

Henny Meijer (*Netherlands*)

Gabriele Milesi (*Austria*)

Andrea Mombelli (*Switzerland*)

Sven Mühlemann (*Switzerland*)

Timo Närhi (*Finland*)

José Manuel Navarro (*UK*)

David Nisand (*France*)

Christa Nöhammer (*Austria*)

Michael Payer (*Austria*)

Christof Pertl (*Austria*)

Bjarni Pjetursson (*Iceland*)

Marc Quirynen (*Belgium*)

Stefan Renvert (*Sweden*)

Mario Rocuzzo (*Italy*)

Rafi Romano (*Israel*)

Martin Rücker (*Switzerland*)

Giovanni E. Salvi (*Switzerland*)

Gert Santler (*Austria*)

Mariano Sanz (*Spain*)

Morten Schiodt (*Denmark*)

Henning Schliephake (*Germany*)

Frank Schwarz (*Germany*)

Ralf Smeets (*Austria*)

Andreas Stavropoulos (*Sweden*)

Martina Stefanini (*Italy*)

Robert Stigler (*Austria*)

Georg Strbac (*Austria*)

Jörg Strub (*Germany*)

Hendrik Terheyden (*Germany*)

Tiziano Testori (*Italy*)

Daniel Thoma (*Switzerland*)

Maurizio Tonetti (*China*)

Christian Ulm (*Austria*)

Istvan Urban (*Hungary*)

Pascal Valentini (*France*)

Nele van Assche (*Belgium*)

Christoph Vasak (*Austria*)

Sascha Virnik (*Austria*)

Hannes Wachtel (*Germany*)

Georg Watzek (*Austria*)

Hans-Peter Weber (*USA*)

Walther Wegscheider (*Austria*)

Brigitte Wendl (*Austria*)

Ann Wennerberg (*Sweden*)

Gernot Wimmer (*Austria*)

Werner Zechner (*Austria*)

Giovanni Zucchelli (*Italy*)

Symposia & Hands-on Faculty

Bilal Al-Nawas (*Germany*)

Mariana Alves (*Portugal*)

Stefan Berger (*Germany*)

Alfonso Caiazzo (*Italy*)

Matteo Chiapasco (*Italy*)

Lyndon Cooper (*USA*)

Karim Dada (*France*)

Marcus Dagnelid (*Sweden*)

Miguel de Araújo Nobre (*Portugal*)

Lucas De Stavola (*Italy*)

Marco Degidi (*Italy*)

Borja Diaz Oliver (*Spain*)

Zachary P. Evans (*USA*)

Helena Francisco (*Portugal*)

Ophir Fromovich (*Israel*)

Carlos Guedes (*Portugal*)

Amely Hartmann (*Germany*)

Helmut Hildebrandt (*Germany*)

Marcus Jarman Smith (*UK*)

Christian Jarry (*Switzerland*)

Ulrike Kuchler (*Austria*)

France Lambert (*Belgium*)

Mark Ludlow (*USA*)

Paulo Malo (*Portugal*)

Meir Mamraev (*Israel*)

Léon Pariente (*France*)

Jan Paulics (*Sweden*)

Alessandro Perucchi (*Switzerland*)

Herbert Polzhofer (*Switzerland*)

Walter Renne (*USA*)

Paul S. Rosen (*USA*)

Markus Schlee (*Germany*)

Peter Schüpbach (*Switzerland*)

António Silva (*Portugal*)

Maria Strömme (*Sweden*)

Tristan Staas (*Netherlands*)

Francisco Teixeira Barbosa (*Spain*)

Gabor Tepper (*Austria*)

Angelo Troedhan (*Austria*)

Ann Wennerberg (*Sweden*)

Beat Walkkamm (*Switzerland*)

Otto Zuhr (*Germany*)



WELCOME TO VIENNA

On behalf of the European Association for Osseointegration, we are delighted to welcome you to the 27th EAO Annual Scientific Meeting. For the first time ever, the congress will feature live surgery sessions, adding an important extra dimension to the innovations that have been introduced in recent years.

The theme of the programme will be “**Dreams and reality in implant dentistry**”. The goal is to explore the boundaries between what is clinically possible, emerging techniques and patient expectations.

Each of the three days of the meeting will focus on a specific theme, supported by a live surgery session which will be broadcast directly into the main auditorium:

DAY 1: Diagnostics

DAY 2: Surgical treatment

DAY 3: Prosthetics and follow-up

Presentations will be given by world-renowned speakers, supported by some of the most important emerging figures in the field. The programme includes more interactive elements than ever before, building on the success of new features introduced during the meetings in Paris and Madrid.

The EAO congress provides a unique platform for sharing the latest scientific expertise in a balanced forum that is free from commercial influence. It is also an ideal opportunity to meet old friends, make new connections, and explore one of the industry's biggest trade shows. The congress is a truly global event, and we are very pleased to welcome Russia and Baltic countries as a guest region this year.

This year's congress will take place in the beautiful and historic city of Vienna, close to the city centre, enabling you, your family and friends to enjoy many of the city's attractions during your visit. We very much hope you can join us for what promises to be a unique and inspiring meeting.



From left to right:

Georg Mailath-Pokorny
(co-chairman)

Ronald Jung
(chairman)

Michael Payer
(co-chairman)

Friday

SURGICAL

4



LIVE BROADCAST ON FACEBOOK

DON'T MISS THE THREE ONLINE SESSIONS WITH EXPERT DISCUSSIONS BEFORE AND AFTER THE SESSIONS IN THE FORUM!

October 12th

Saturday October 13th

TREATMENT DAY

PROSTHETIC AND FOLLOW-UP DAY

ROOM INNSBRUCK	ROOM LINZ	SCHUBERT 1	SCHUBERT 2+3	SCHUBERT 4	SCHUBERT 5+6	ROOM WIEN 	ROOM GRAZ	ROOM SALZBURG	ROOM INNSBRUCK	ROOM LINZ	SCHUBERT 1+2+3
8:00											
9:00											
ÖGMKG SESSION Implantate beim grossen Fall, Trauma, Tumor & Dysgnathie 	ORAL COMM. Clinical research – peri-implant biology 2	HANDS-ON SESSIONS <div>Organised by: GEISTLICH BIOMATERIALS</div> <div>Organised by: 3SHAPE</div> <div>Organised by: NOBEL BIO CARE</div> <div>Organised by: STRAUMANN</div>				BATTLE OF CONCEPTS 5 Titanium versus zirconia 	DREAMS AND REALITY 4 Complication management	EAO EUROPEAN CLINICAL VIDEO SESSION CONTEST	OCMR SESSION Allgemeinerkrankungen und Implantate 	EAO CONSENSUS CONFERENCE 2018 Main conclusions and clinical recommendations	ORAL POSTER PRESENTATION
10:00											
11:00											
						LIVE TREATMENT SESSION 3 From surgery to prosthetic rehabilitation					
12:00											
							INDUSTRY LUNCH SYMPOSIUM Organised by: PLANMECA				
13:00											
ÖGI SESSION Innovationen in der Implantologie 	ORAL COMM. Clinical research – surgery 2	HANDS-ON SESSIONS <div>Organised by: GEISTLICH BIOMATERIALS</div> <div>Organised by: 3SHAPE</div> <div>Organised by: NOBEL BIO CARE</div> <div>Organised by: STRAUMANN</div>				AWARDS	DREAMS AND REALITY 5 Are dental implants for life?				
14:00											
15:00											
ÖGP SESSION Parodontitis und Implantate ein Widerspruch? 	ORAL COMM. Clinical innovations	HANDS-ON SESSIONS <div>Organised by: GEISTLICH BIOMATERIALS</div> <div>Organised by: 3SHAPE</div> <div>Organised by: NOBEL BIO CARE</div> <div>Organised by: STRAUMANN</div>				CLOSING					
16:00											
30											

JUNIOR COMMITTEE HANDS-ON WORKSHOP

Informative hands-on exercises with pig jaws.

CADAVER COURSES

Half-day cadaver courses at the Anatomy Institute of Vienna for close-to-reality surgery simulation.

LIVE TREATMENT SESSIONS

Follow each step of surgeries live from three highly renowned Austrian centres.

BATTLE OF CONCEPTS

International experts will debate about current surgical practices.

DREAMS AND REALITY

Explore the boundaries between what is clinically possible, emerging techniques and patient expectations.

EAO EUROPEAN CLINICAL VIDEO SESSION CONTEST

7-minute videos in competition for the best clinical case in Europe.

AUSTRIAN SOCIETIES SESSIONS

Dedicated sessions for Austrian Societies, held in German and translated in English.

ORAL COMMUNICATIONS

Hear about exciting new research findings selected from among the conference abstracts, as presenters compete for prizes in English.

INDUSTRY SATELLITE SYMPOSIA

Learn more about key subjects in these industry sponsored symposia featuring research and innovation.

HANDS-ON SESSIONS

The "hands-on" sessions promote new techniques and offer high-level practical training under the guidance of renowned experts. These courses are organised by industry partners.



INTERACTIVE SESSION WITH LIVE POLLS



SESSION TRANSLATED INTO RUSSIAN & CHINESE



SESSION TRANSLATED INTO ENGLISH



SESSION TRANSLATED INTO GERMAN

ABOUT THE ASSOCIATION

History

The European Association for Osseointegration (EAO) is a non-profit organisation which was founded in 1991. It was formed as an international, interdisciplinary and independent science-based forum for all professionals interested in the art and science of osseointegration.

As one of the leading associations in the field of implant dentistry in the world, the EAO aims to improve the quality of patient care by bridging the gap between science and clinical practice.

Mission

- promote and facilitate clinical applications of osseointegration for the benefit of patients all over the world
- promote the advancement of treatment methods in reconstructive surgery and prosthetic rehabilitation based on the principles of osseointegration and related disciplines
- promote and pioneer research into improved clinical procedures for rehabilitation and osseointegration
- promote international exchange of knowledge and understanding of the techniques and research in the field
- promote the publication of research findings and other materials for the continuing education and benefit of members and interested organisations



Students and young professionals

The EAO is pleased to offer students registered in full-time education and young professionals greatly discounted membership rates.

Additionally, students and young members who choose to join the EAO can register for the annual congress at a preferential rate, and will be given the chance to extend their professional network and meet colleagues from all over the world to share their experiences and ideas.



BOARD OF DIRECTORS 2017-2018

PRESIDENT:
Alberto Sicilia (Spain)
PRESIDENT ELECT:
Henning Schliephake (Germany)

SECRETARY GENERAL:
Ronald Jung (Switzerland)
TREASURER:
Luca Cordaro (Italy)
PAST PRESIDENT:
Björn Klinge (Sweden)

MEMBERS:
Gil Alcoforado (Portugal)
Türker Örnekol (Turkey)
Bjarni Pjetursson (Iceland)
Irena Sailer (Switzerland)
Isabella Rocchietta (UK)

ALSO PICTURED: Pascal Valentini (EAO Council), Lisa Heitz-Mayfield (COIR Editor), José Manuel Navarro (Former Chair, Junior Committee)



Our educational activities

Master Clinician Courses

With the guidance of EAO master clinicians, these courses include hands-on elements and translate cutting-edge research into accessible strategies which can be used in everyday practice.

Look out for upcoming courses at www.eao.org/page/MCCs.

Certification Programme

The EAO Certificate in Implant-based Therapy officially recognises the skills and expertise of recipients. It is the first and only Europe-wide standardised assessment of knowledge in implant-based therapy.

Certification is open to any dentist or maxillofacial surgeon worldwide – not just members of the EAO. Become EAO certified today. Find out more at: www.eao.org/page/Certification.

Three-year Postgraduate Diploma in Implant Dentistry

This unique part-time education programme combines online learning with live training sessions. Students also receive mentoring on clinical cases submitted between modules.

Please email info@eao.org to check availability for the next intake starting in October 2018.

**MAKE US BETTER:
BECOME ONE OF US**

Regular membership 225€ incl VAT
Young professionals 140€ incl VAT
Student membership 50€ incl VAT



europeanassociation
forosseointegration



European Association
for Osseointegration



EAO_Association



@EAO_Association



@eao_association

Join the community!



Education Programme ■ Master Clinician Courses ■
Certification Programme ■ Consensus Conferences ■
Annual Congress ■ Online Library ■ Publications

More info: www.eao.org



EAO_Association



@eao_association



europeanassociation
forosseointegration



European Association
for Osseointegration



eao_association



Have you downloaded the congress app?

Access all the information you need for the congress:

- various interactive elements
- full scientific programme
- faculty and speakers
- enter a competition
- exhibitors

Available on the
App Store and
Google play

Scan the QR code
to download the
app in seconds



CONGRESS PROGRAMME

INVITED REGION

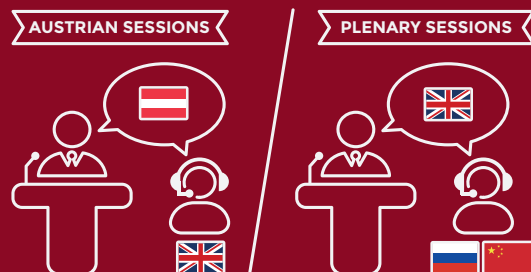


Russia and Baltic countries (Estonia, Latvia and Lithuania)

The EAO is the leading European association for scientists and clinicians working in the field of implant dentistry. Since its foundation in 1991, the EAO has brought together practitioners and researchers from around the world to share their ideas and expertise.

In recent years, increasing numbers of members from Russia and the Baltic countries have joined. We are delighted and honoured to welcome to our ranks so many members from these countries. As a mark of recognition and appreciation of this, the EAO has chosen to invite them as guest countries during the joint meeting.

SIMULTANEOUS TRANSLATION



Please note that Austrian societies sessions will be translated into English and all plenary sessions (to be determined) will be translated into Russian and Chinese.

THU	FRI	SAT
MORNING	MORNING	MORNING
AFTERNOON	AFTERNOON	AFTERNOON

Thursday October 11th

MORNING

DIAGNOSTIC DAY

8.00 > 12.00

 **Anatomy Institute of Vienna**

CADAVER COURSE 1

Augmentation techniques in the aesthetic zone



Kristina Bertl
(Austria)



Martin Lorenzoni
(Austria)



Christof Pertl
(Austria)




Martina Stefanini
(Italy)



Gernot Wimmer
(Austria)



Giovanni Zucchelli
(Italy)

 **Anatomy Institute of Vienna**

CADAVER COURSE 2

Vertical and horizontal defect reconstruction



Christian Ulm
(Austria)



Matteo Chiapasco
(Italy)



Georg Strbac
(Austria)



Christoph Vasak
(Austria)



Werner Zechner
(Austria)

9.00 > 12.30

 **Galerie**

JUNIOR COMMITTEE

HANDS-ON WORKSHOP

My first implant: GBR

CHAIR



Helena Francisco
(Portugal)

> THEORETICAL PART

- osseointegration and factors influencing osseointegration:
 - bone level vs tissue level
 - parallel wall vs conical
 - implant connections implant surfaces
- treatment planning
- surgical aspects of implant placement: three-dimensional implant placement step-by-step
- prosthodontic rehabilitation of implants

> PRACTICAL PART

Hands-on exercises with pig jaws

DIAGNOSTIC DAY

🕒 13.00 > 14.45

📍 Room Wien

LIVE TREATMENT SESSION 1

Opening session: Dreams and reality



CHAIR



Ronald Jung
(Switzerland)

CO-CHAIR



Georg
Mailath-Pokorny
(Austria)



Michael Payer
(Austria)

> OPENING CEREMONY:

- recognition of Christoph Hämmerle as an EAO Honorary member

> INTRODUCTION OF THREE CENTRES:

- Vienna Dental School
- Academy of Oral Implantology
- Graz Dental School

> CASE PRESENTATIONS:

- introduction of the patients focusing on diagnostics
- treatment planning
- interviews with patients



🕒 15.15 > 16.45

📍 Room Wien

BATTLE OF CONCEPTS 1

Tooth vs implant



CHAIR



Bjarni Pjetursson
(Iceland)

CO-CHAIR



Luca Cordaro
(Italy)

OS-01 All on teeth

👤 Niklaus P. Lang (Switzerland)

OS-02 All on implants

👤 Hannes Wachtel (Germany)

A growing number of patients, the "over 50s" enjoy an active lifestyle. However, many worry about maintaining their long-term health and quality of life. Complex treatment plans along with extensive augmentation procedures and potential complications are often rejected as a result of patient anxiety, high costs and prolonged treatment time. The all on implants (4 or more) concept was designed to overcome these drawbacks. The implants support a fixed, screw-retained bridge under immediate loading: all patients receive their definitive prosthesis at the same day of surgery. Thus, treatment time is tremendously reduced resulting in very small negative impact on the well-being of the patient.



DISCUSSION

Battle of concepts, with interactive case discussions.



DON'T MISS THIS ONLINE SESSION WITH
AN EXPERT DISCUSSION BEFORE AND
AFTER THE SESSION IN THE FORUM!

Thursday October 11th
AFTERNOON

THU	FRI	SAT
MORNING	MORNING	MORNING
AFTERNOON	AFTERNOON	AFTERNOON

DIAGNOSTIC DAY

🕒 15.15 > 16.45

📍 Room Graz

DREAMS AND REALITY 1

The risk patient

CHAIR



Henning Schliephake
(Germany)

CO-CHAIR



Ulrike Webersberger
(Austria)

OS-03 Novel oral anticoagulants and risk

👤 Stephan Acham (Austria)

Only a few years ago pharmaceutical agents called NOAC created great insecurity amongst surgeons. Nevertheless, the "Novel Oral Anticoagulants" are no longer brand new! Many questions about NOAC-associated risks, as well as the safe handling with them can already be answered on a certain level of evidence. This presentation shall inform about the agents' impact on oral surgery and give advice about a management with maximum effectiveness, practicability and safety for patients under Novel Oral Anticoagulant drugs.

OS-04 Anti-resorptive drug therapy and risk

👤 Morten Schiødt (Denmark)

Antiresorptive treatment (AR) (bisphosphonates/denosumab) is commonly used for strengthening the bones in patients with osteoporosis and cancer patients with metastases. The beneficial effect is to improve mineral content of the bone, reduce fracture risk, reduce pain from the skeleton, and in cancer patients to reduce spread of metastases.

The side effects include medication-related osteonecrosis of the jaws (MRONJ).

Dental implants may be inserted in patients on low-dose AR (osteoporosis) while the risk is unknown for patients on high dose AR. The author will present literature review and ongoing studies of risk of MRONJ and risk of implant failures in these groups.

OS-05 Managing patient expectations from implant therapy: new strategies for an old risk!

👤 Nikos Mattheos (China)

As clinicians, we have developed sophisticated measurements to assess success of treatment with dental implants, based on soft and hard tissue outcomes, aesthetics and function. Our patients however often follow very different parameters to perceive success. Evidence suggests that patients' perceptions and expectations from the treatment can significantly influence their satisfaction with the treatment outcome. Based on recent evidence from behavioural science and clinical dentistry, this presentation will discuss how patient's perceptions can impact implant therapy and discuss patient assessment and communication strategies which will help the clinician to achieve patient-centred success.

🕒 15.15 > 16.45

📍 Room Innsbruck

ÖCKFO SESSION*

Verankerungsmöglichkeiten. Was leistet die Implantologie



CHAIR



Hans-Peter Bantleon
(Austria)

CO-CHAIR



Adriano Crismani
(Austria)

OS-06 The aesthetic zone, orthodontic space closure after trauma/missing teeth

👤 Peter Göllner (Switzerland)

The palatal implant is still a good choice for any complex treatment in patients with space closure, substituting missing incisors after accident or anodontia. Missing upper lateral incisor(s) occur in approximately 3.5% of the general population.

There is no adequate alternative to orthodontic space closure in adolescents or young adults. Many real world treatment outcomes will be presented.

OS-07 Skeletal anchorage – dream or fiction?

👤 Britta Jung (Germany)

Osseointegration is currently regarded as the most important prerequisite for successful clinical application of intraosseous orthodontic implants. The presentation gives an overview about scientific and clinical outcome regarding skeletal anchorage.

OS-08 Skeletal anchorage in orthodontics: possibilities and limits

👤 Roland Männchen (Switzerland)

This presentation highlights the new treatment options by the introduction of temporary anchorage devices (TADs) in orthodontics with special respect to the palatal implants and miniscrews. The indications and limitations of such TADs are presented on the basis of clinical cases and the scientific literature.

TADs are mainly indicated for space closure of tooth agenesis, treatment of asymmetries and the extension of orthodontic treatment options in orthognathic borderline cases. The knowledge of the limits of such systems and their special biomechanics are fundamental. In growing children though, conventional anchorage systems may often be preferable.

DIAGNOSTIC DAY

🕒 15.15 > 16.45

📍 Room Salzburg

ORAL COMMUNICATIONS

Clinical research – prosthetics 1

CHAIRS



Klaus Gotfredsen
(Denmark)



Timo Närhi
(Finland)



Christel Larsson
(Sweden)

- OC-01** QoL and masticatory function in relation to cost-effectiveness for maxillary overdentures on bars or locators
👤 Carina Boven (Netherlands)
- OC-02** Platform switching versus regular platform implants. Five-year results from a RCT
👤 Silvio Mario Meloni (Italy)
- OC-03** Clinical evaluation of a prefabricated full-arch framework on three implants in the mandible
👤 Massimo Albanese (Italy)
- OC-04** All-ceramic single crowns supported by zirconia implants – 5-year results of a prospective multicentre study
👤 Benedikt C. Spies (Germany)
- OC-05** Accuracy, clinical and patient-centred outcomes of aesthetic implants – a 4 year RCT comparing conventional with guided surgery approach
👤 Leonardo Amorfini (Italy)
- OC-06** Randomised controlled clinical study of veneered zirconia abutments for single implant crowns – clinical, histological and microbiological outcomes
👤 Alfonso Gil (Switzerland)
- OC-07** Long-term analysis of technical complications in full-arch rehabilitations supported by four implants
👤 Nicolò Cavalli (Italy)

🕒 15.15 > 16.45

📍 Room Linz

ORAL COMMUNICATIONS

Clinical research – peri-implant biology 1

CHAIRS



Andrea Mombelli
(Switzerland)



Giovanni E. Salvi
(Switzerland)



Flemming Isidor
(Denmark)

- OC-08** Zirconia implants as abutments for single crowns and fixed dental prostheses – 5-year results of a prospective cohort investigation
👤 Marc Balmer (Switzerland)
- OC-09** Bone structural modifications around implants inserted with bone grafting procedures. A randomised controlled trial with 3 years of follow-up
👤 Stefano Bianconi (Italy)
- OC-10** Chlorhexidine gel versus peri-implant inflammation – a randomised double-blind placebo control study
👤 Bruna Sinjari (Italy)
- OC-11** The impact of immediate implant placement on alveolar ridge preservation techniques. A randomised controlled clinical trial
👤 Marco Clementini (Italy)
- OC-12** Osteogenic potential of human alveolar bone harvested using two different drilling protocols
👤 Afsheen Tabassum (Saudi Arabia)
- OC-13** Marginal bone loss around non-submerged implants is associated with salivary microbiome during bone healing period
👤 Xiaobo Duan (China)
- OC-14** Clinical outcomes following surgical treatment of peri-implantitis at grafted and non-grafted implant sites. A retrospective analysis
👤 Ausra Ramanauskaite (Germany)

THU

MORNING

AFTERNOON

EVENING

FRI

MORNING

AFTERNOON

SAT

MORNING

AFTERNOON



Mayor's dinner

Vienna City Hall

📍 Rathaus Platz

Thursday October 11th, 19.30

Complimentary bus service from the Kempinski Hotel and Messe Wien at 19.00.

Dress code:

Cocktail dress, business attire.

Optional dinner:

80€ per participant (sold out)

Already registered?

Ask for your invitation card at the social events desk in the registration area and choose a table with your friends.

Congress party

Club Schwarzenberg

📍 Schwarzenbergplatz 7

Thursday October 11th, 22.00

Open to all delegates

Don't forget to pick up your ticket for free entry and a complimentary drink at the social events desk in the registration area.



SURGICAL TREATMENT DAY

☺ 9.00 > 10.30

📍 Room Wien

BATTLE OF CONCEPTS 2

What do we need – bone or soft tissue?



CHAIR



Mario Rocuzzo
(Italy)

CO-CHAIR



Gernot Wimmer
(Austria)

OS-09 Soft tissue approach to implant installation

👤 Giovanni Zucchelli (Italy)

Does the loss of buccal bone after tooth extraction represent aesthetic or functional limitation to implant installation? Do we really need to perform bone augmentation procedures to prevent bone resorption or regenerate buccal bone in order to achieve the best aesthetic outcome? Can we functionally and aesthetically compensate for the loss of buccal bone with soft tissue augmentation procedure only? These are the questions to which answers will be given during the lecture.

OS-10 When is buccal bone mandatory?

👤 Daniel Buser (Switzerland)

The circumferential anchorage of dental implants in bone is an important prerequisite for excellent long-term outcomes. Clinical reality shows that bone is often missing on the buccal aspect of potential implant sites due to bone alterations post extraction. Therefore, bone augmentation is often needed on the buccal aspect, which has 3 goals: (a) provide osseointegration of the inserted implant to withstand the functional loading of this implant over time, (b) provide a sufficient bony contour to support the facial peri-implant soft tissues for aesthetic reasons, and (c) avoid the exposure of the micro-rough implant surface to the peri-implant sulcus. The lecture will address these points.

☺ 9.00 > 10.30

📍 Room Innsbruck

ÖGMKG SESSION*

Implantate beim grossen Fall. Trauma, Tumor & Dysgnathie



CHAIR



Alexander Gaggl
(Austria)

CO-CHAIR



Gabriele Millesi
(Austria)

OS-11 Personalised microvascular bone reconstruction in extended alveolar ridge defects

👤 Alexander Gaggl (Austria)

Different types of alveolar ridge defects and classes of continuity defects are reconstructed with different types of grafting techniques, including allogeneic and autogenous bone grafts and different types of vascularised bone flaps.

A defect-specific algorithm was worked out according to the defect classification and personalised basic patients' conditions. Free grafting was most often used in uncomplicated defects of the alveolar ridge, whereas microvascular bone flaps were used in complicated ridge defects and continuity defects of the mandible. The kind of graft and flap was chosen according to the defect extend and surrounding soft tissue conditions.

OS-12 Implantological solutions after complex augmentation procedures. What does really work?

👤 Ralf Smeets (Germany)

Growing numbers of patients suffer from systemic diseases and also from periodontal diseases, which among other things, can lead to tooth and massive bone loss. Hence, clinicians are more frequent confronted with complex initial situations. In many cases great amount of bone is needed for implant placement:

Bone from the iliac crest, the scapula or the fibula can be used on the one hand and alveolar distraction osteogenesis can be conducted on the other hand.

Some specific cases might even be possible to be solved by a dentist by use of individually produced CAD/CAM allogeneic bone substitutes or by special grids.

Nevertheless, soft tissue management as well as prosthetic rehabilitation are nearly more challenging. In this presentation, you will see how to solve these cases by showing also case examples.

OS-13 Key-factors for 3D reconstruction with microvascular bone and implants

👤 Sascha Virnik (Austria)

Microvascular transplants can be used successfully to reconstruct the alveolar ridge. The transplant can be adjusted individually in order to carry out an implant with a strong supply. The big advantage of the surgery is:
1. Shorter surgery time on the patient. 2. Fewer donor sites: morbidity will be reduced. 3. Perfect fit in the maxilla/mandible. 4. No secondary surgery will be needed. 5. It will be all-around better aesthetic outcome.

Friday October 12th
MORNING

THU	FRI	SAT
MORNING	MORNING	MORNING
AFTERNOON	AFTERNOON	AFTERNOON

SURGICAL TREATMENT DAY

9.00 > 10.30

Room Graz

ORAL COMMUNICATIONS

Clinical research – surgery I

CHAIRS



Hendrik Terheyden
(Germany)



Wolfgang Bolz
(Austria)



Martin Rücker
(Switzerland)

- OC-29** Short implants versus longer implants in augmented posterior mandibles – 8-year results from a RCT
 Carlo Barausse (Italy)
- OC-30** Effect of soft tissue grafting on peri-implant buccal tissue in single immediate implant treatment
 Elise Zuiderveld (Netherlands)
- OC-31** Randomised, controlled clinical trial of lateral ridge augmentation using xenogeneic block grafts loaded with recombinant human bone morphogenetic protein-2 or autogenous bone blocks – a three-dimensional radiographic and profilometric analysis
 Stefan P. Bienz (Switzerland)
- OC-32** How old is old for implant therapy?
 Kristina Bertl (Sweden)
- OC-33** Piezotome-crest-split versus buccal autologous onlay grafts – results of a randomised clinical trial
 Angelo Troedhan (Austria)
- OC-34** A prospective, controlled, multicentre study to evaluate the clinical outcome of implant treatment in women with osteoporosis osteopenia – 5-year results
 Andy Temmerman (Belgium)
- OC-35** Computer guided immediate implant placement into fresh extracted socket and soft tissue augmentation using a three-dimensional collagen matrix and immediate provisional restoration in the aesthetic zone – 12-month results
 Adriano Azaripour (Germany)

SCIENTIFIC PROGRAMME
FRIDAY

Aesthetic challenges in implants in the anterior area



**EAO Master
Clinician Course**

WITH

**DR MAURO FRADEANI
DR STEFANO GORI**



PESARO, ITALY
FROM NOVEMBER 30TH
TO DECEMBER 1ST 2018



Full programme and
registration details on:
www.eao.org/page/MCCs

EAO)))

SURGICAL TREATMENT DAY

🕒 9.00 > 10.30

📍 Room Salzburg

ORAL COMMUNICATIONS

Clinical research – prosthetics 2

CHAIRS



Klaus Gotfredsen
(Denmark)



Timo Närhi
(Finland)



Christel Larsson
(Sweden)

- OC-15** Clinical effectiveness of rubber dam and gingival displacement cord with copy abutment on reducing residual cement for cement-retained implant crowns
👤 Paulius Andrijauskas (Lithuania)
- OC-16** Trueness and scan time for complete-arch digital intraoral implant impression techniques and scan bodies
👤 Burak Yilmaz (USA)
- OC-17** Patient-based outcome measures of mandibular implant-assisted removable partial dentures in Kennedy Class I patients – a systematic review and meta-analysis
👤 Jinhong Park (Korea, Republic Of (South Korea))
- OC-18** Multicentre retrospective analysis on survival rate, complications, patient satisfaction and biological parameters of implant overdentures delivered with different design and attachment systems – results between 1 and 17 years of follow-up
👤 Marco Tallarico (Italy)
- OC-19** One abutment-one time approach to maximise peri-implant tissue expression in the aesthetic area
👤 Luigi Canullo (Italy)
- OC-20** Survival rates of implants supporting all-on-4 full-arch rehabilitations – a retrospective study
👤 Stefano Corbella (Italy)
- OC-21** Electromyographic evaluation of immediate all-on-4 full-arch implant therapy and immediate provisional prosthetic rehabilitation
👤 Lukas Fürhauser (Austria)

🕒 9.00 > 10.30

📍 Room Linz

ORAL COMMUNICATIONS

Clinical research – peri-implant biology 2

CHAIRS



Andrea Mombelli
(Switzerland)



Giovanni E. Salvi
(Switzerland)



Flemming Isidor
(Denmark)

- OC-22** Longitudinal study on risk factors for peri-implantitis using multivariate analysis
👤 Tomoaki Mamenon (Japan)
- OC-23** Prevalence and risk indicators of peri-implantitis in a sample of university-based dental patients in Italy – a cross-sectional study
👤 Giovanna Laura Di Domenico (Italy)
- OC-24** Miniaturized electromagnetic device abutment improves stability of the dental implants – a case series study
👤 Shlomo Barak (Israel)
- OC-25** Importance of pink esthetic score-variables to the aesthetic outcome of single-tooth implants
👤 Nikolaus Fürhauser (Austria)
- OC-26** Prevalence of peri-implant mucositis and peri-implantitis in 786 implants in private office
👤 Peter F. Carls (Switzerland)
- OC-27** Can implants move in bone? A preliminary longitudinal micro CT analysis of implants under tensile forces in rat vertebrae
👤 Kathrin Becker (Germany)
- OC-28** Does periodontitis influence long-term results of full-arch all-on-4 5 6 implant rehabilitation immediately after extraction of the failing maxillary dentition?
👤 Bernhard Pommer (Austria)

Friday October 12th

MORNING

SURGICAL TREATMENT DAY

🕒 11.00 > 12.30

📍 Room Wien

LIVE TREATMENT SESSION 2

3D Dentistry



CHAIR



Ueli Grunder
(Switzerland)

CO-CHAIR



Walther Wegscheider
(Austria)

▶ TEAM 1: VIENNA DENTAL SCHOOL (ORAL SURGERY)

Guided implant placement in the edentulous jaw

Polina Kotlarenko (Austria)

Markus Pifl (Austria)

Christian Ulm (Austria)

Werner Zechner (Austria)

▶ TEAM 2: ACADEMY OF ORAL IMPLANTOLOGY

Guided immediate implant placement of two or more missing upper incisors and immediate provisionals

Robert Haas (Austria)

Rudolf Fürhauser (Austria)

Live case presentation: a 50-year-old female patient who will undergo immediate implantation and immediate restoration of both central incisors due to apical infection. Detailed analysis of smile type, soft tissue contour, functional status and tooth position will be presented, as well as the detailed surgical and prosthodontic protocol.

Guided late implant placement after ridge preservation in the molar or premolar area

Dieter Busenlechner (Austria)

▶ TEAM 3: GRAZ DENTAL SCHOOL

Delayed guided single tooth implant placement in the aesthetic zone

Norbert Jakse (Austria)

Martin Lorenzoni (Austria)

Behrouz Arefnia (Austria)

Barbara Kirnbauer (Austria)



🕒 12.30 > 14.00

📍 Room Stolz

EAO MOMENT

EAO General
Assembly

All EAO members are invited to attend the Ordinary General Assembly with their fellow colleagues. The Board of Directors will present an overview of current projects and present the accounts. A buffet lunch will be provided during the session!

Room located at level -1, access through the registration area.

SURGICAL TREATMENT DAY

🕒 13.30 > 15.00

📍 Room Wien

BATTLE OF CONCEPTS 3

Management of highly atrophic cases



CHAIR



Istvan Urban
(Hungary)

CO-CHAIR



Gert Santler
(Austria)

OS-14 Ridge augmentation procedures

👤 Hendrik Terheyden (Germany)

Sufficient bone volume is still one of the most important success factor for implant health. Ridge augmentation concepts are available for every type and degree of atrophy (Cawood class IV–VI). The inter-positional grafting of bone substitute materials in the edentulous maxilla (Le Fort I) and in the edentulous mandible (Sandwich) is a patient-friendly method, since the amount of autologous iliac crest bone can be reduced to a minimum. The ridges can be positioned in an optimal prosthetic position, allowing fixed crown/bridge restorations. For removable prostheses an optimal base (e.g. parallel implants in the prosthetic axis) can be laid with a natural support for the lips and mimic the muscles.

OS-15 Short and reduced diameter implants

👤 David Nisand (France)

Short and reduced-diameter implants should be considered as a safe alternative to restore highly atrophic cases in the posterior maxilla and in the posterior mandible. Not only it will reduced treatment time and cost, but also improve the patient-related outcome measures.

While there are still clear indications for bone augmentation procedures, the upcoming challenge is to set the limit of the graftless approach so to ensure long-term successful outcomes.

In this regard, the decision-making process is of primary importance particularly in borderline clinical situations and must encompass available scientific evidence, patient characteristics and wishes, and surgeon clinical expertise.

🕒 13.30 > 15.00

📍 Room Graz

DREAMS AND REALITY 2

Reducing risks in implant dentistry

CHAIR



Marc Quirynen
(Belgium)

CO-CHAIR



Christian Ulm
(Austria)

OS-16 Risks for digital work-flow

👤 Nele van Assche (Belgium)

Nowadays techniques are evolving towards digital technologies. The concept behind sounds great; words such as 'easy', 'predictable' and 'safe' are often used to promote this evolution. However, this lecture will show the existing knowledge about the risks of the digital workflow, starting from the planning, including the surgical step, until the CAD/CAM fabrication. Practitioners will realise which steps are important and where they have to pay attention.

OS-17 Risks for flapless surgery

👤 José Manuel Navarro (UK)

Flapless implant surgery has been suggested as a possible treatment option. The goal of a flapless implant approach is to provide function, aesthetics, and comfort with a minimally invasive surgical technique in a reduced operative time, resulting in accelerated post-surgical healing, and increased patient comfort and satisfaction. In an attempt to provide accurate and predictable clinical outcomes, various surgical protocols have been introduced to the market. Scientific information regarding accuracy of implant placement and surgical and prosthetic complications is highly relevant as it provides evidence to implement this surgical technique predictably in a clinical scenario. The aim of this presentation is to cover the potential benefits and risks of such surgical technique.

OS-18 Risks for bone substitute materials

👤 Ralf Smeets (Netherlands)

Nowadays, a number of patients suffering from different systemic diseases influencing the immune system at the same time is increasing. This fact directly influences all clinicians, especially when it comes to bone augmentation. In the majority of cases bone substitution is needed. However, there is a range of risk factors jeopardising the treatment outcome.

In this context, synthetic bone substitutes could only be used for special indications such as small bone defects although materials of this biomaterial class are still not comparable to natural bone substitutes due to discrepancies in nano- and micro-morphology and, thus, their regenerative potential is restricted. In contrast, natural materials such as allo- and xenogeneic bone substitutes, which are widely believed to ensure the best healing process, have different safety concerns such as different qualities of their decellularisation or pathogen purification and are thus partially declined.

Immunocompromised patients, high-volume bone defects as well as infected tissue remnants are part of everyday life. Hence, sound knowledge concerning indications on the use of various bone substitutes is essential for long-term treatment outcomes.

In this lecture, I will show you depending on the case which bone substitute material should be used. Moreover, I will clarify if bone substitute materials might be too hazardous in some other cases.

SURGICAL TREATMENT DAY

🕒 13.30 > 15.00

📍 Room Innsbruck

ÖGI SESSION*

Innovationen in der Implantologie



CHAIR



Christoph Vasak
(Austria)

CO-CHAIR



Georg Watzek
(Austria)

OS-19 Immediate implant placement in the aesthetic zone – “state of the art” or “no go”

👤 Ulrike Kuchler (Austria)

Immediate implant placement has become an attractive concept due to different advantageous factors (time, reduced costs, patient comfort). In fact clinicians are often faced with a challenging situation. This lecture will focus on the indications and limitations of immediate implant placement.

OS-20 Implants in patients with antiresorptive therapy – dos and don'ts

👤 Bilal Al-Nawas (Germany)

Anti-resorptive agents (e.g. bisphosphonates or denosumab) reduce bone remodelling activity and may be responsible for necrosis also in patients with osteoporosis. In implantology in particular, the relationship between implant survival and bisphosphonate intake has been investigated almost exclusively in recent years. A specific question in the context of the anamnesis and targeted risk evaluation is urgently needed here. In this context, the DGI checklist gives practical advice.

OS-21 Innovationen in der Rekonstruktion hoch atrophier Kieferkammdefekte – gibt es welche?

👤 Robert Stigler (Austria)

Übersicht über aktuelle Literatur sowie eigen Forschungsergebnisse zur Entwicklung neuer Biomaterialien und zellbasierte Therapiekonzepte zur Augmentation atrophier Kieferdefekte.

🕒 13.30 > 15.00

📍 Room Salzburg

ORAL COMMUNICATIONS

Basic research 1

CHAIRS



Niklaus P. Lang
(Switzerland)



Erhan Firatli
(Turkey)



Paulo Mascarenhas
(Portugal)

OC-36 Better dental implants enabled by bone-forming antimicrobial silver titania nanotubes surfaces (TiO₂-Nt-Ag)

👤 Shokuhfar Tolou (USA)

OC-37 10-year survival analysis of dental implants in medically compromised patients – diabetes, osteoporosis and bisphosphonates)

👤 Werner Millesi (Austria)

OC-38 The effect of local salicylic acid-based poly(anhydride-ester) application on peri-implantitis

👤 Edmara Bergamo (USA)

OC-39 biocompatibility and osteoconductivity of PLCL coated & non-coated xenografts – an *in vitro* and pre-clinical trial

👤 Yaniv Mayer (Israel)

OC-40 Synergistically antibacterial effect of chlorhexidine-loaded, silver-decorated mesoporous silica nanoparticles against peri-implantitis pathogens

👤 Mengmeng Lu (China)

OC-41 Fatigue resistance of a two-piece zirconia oral implant. An investigation in the chewing simulator

👤 Ralf Kohal (Germany)

OC-42 Mesenchymal stem cells and hyaluronic acid for bone grafting

👤 Eduardo Teixeira (Brazil)

SURGICAL TREATMENT DAY

🕒 13.30 > 15.00

📍 Room Linz

ORAL COMMUNICATIONS

Clinical research - surgery 2

CHAIRS



Hendrik Terheyden
(Germany)



Wolfgang Bolz
(Austria)



Martin Rücker
(Switzerland)

- OC-43** A split mouth study evaluating the ISQ trends, Radiographic bone loss and implant survival of photo functionalised and untreated dental implants
👤 Mohit Kheur (India)
- OC-44** Saliva-derived tissue factor induces thrombin generation in a diurnal rhythm
👤 Jasper Remijn (Netherlands)
- OC-45** Immediate vs delayed implant placement in the aesthetic zone – 10-year survival and bone level analysis
👤 Robert Haas (Austria)
- OC-46** Positioning accuracy of the implants placed by the stereotactic navigation or the freehand techniques
👤 Volkan Arisan (Turkey)
- OC-47** Zygomatic implants vs conventional implants in augmented atrophic maxillae – 1-year RCT results
👤 Salvatore Di Simone (Italy)
- OC-48** Computer-guided implant installation and immediate loading of cross-arch fixed dental prosthesis – a 5-year prospective clinical study
👤 Erta Xhanari (Italy)
- OC-49** Guided virtual surgery versus conventional technique – a split-mouth randomised clinical trial
👤 Gabriel Magrin (Brazil)

🕒 15.30 > 17.00

📍 Room Wien

BATTLE OF CONCEPTS 4

How fast can we go?



CHAIR



Klaus Gotfredsen
(Denmark)

CO-CHAIR



Robert Haas
(Austria)

- OS-22** Immediate approach
👤 Tiziano Testori (Italy)
The ultimate goal of immediate loading protocols is to reduce the number of interventions and shorten the time-frame between surgery and prosthetic delivery, all without jeopardising the clinical outcome. Immediate loading protocols lessen patients' reservations in accepting implant therapy, however these protocols cannot be predictably applied in every clinical scenario.
The objectives of this presentation are:
 - to address predictable indications
 - to give practical guidelines that can be easily used in day-to-day clinical practice in order to help maximise the clinical outcome in terms of implant success and peri-implant aesthetics
 - to illustrate how to avoid major complications
- OS-23** The role of late implant placement in current implant dentistry
👤 Maurício Araújo (Brazil)
Implant placement after the complete healing of the extraction socket was once the gold standard in implant dentistry. In the last 15 years, such predominance has been challenged by the advent of immediately and early implant placement approaches. Thus, the aim of the current presentation will be to discuss the benefits and indications of late implant placement in current implant dentistry. Studies that evaluated the effect of implant placement following ridge preservation will be described. Clinical cases describing the benefit and indications of late implant placement will be presented.



DON'T MISS THIS ONLINE SESSION WITH
AN EXPERT DISCUSSION BEFORE AND
AFTER THE SESSION IN THE FORUM!

SURGICAL TREATMENT DAY

🕒 15.30 > 17.00

📍 Room Graz

DREAMS AND REALITY 3

Without dental implants?

CHAIR

Jörg Strub
(Germany)

CO-CHAIR

Brigitte Wendl
(Austria)

OS-24 The future is here! CAD/CAM digital workflow in orthodontics: from planning to manufacturing predicted optimal smile

👤 Rafi Romano (Israel)

Modern dentistry involves 3D technologies with the help of intraoral scanners and 3D treatment planning. Clear aligners have evolved significantly in recent years and we can treat almost every case without the need of bonded braces on the teeth.

The lecture will focus on the digital workflow from scanning to planning, from in-office minor tooth movements to full 3D individualised orthodontic appliances. Simulation techniques help the clinician to build an anchorage system that can obviate the need for dental or orthodontic implants.

OS-25 Tooth transplantation

👤 Georg Strbac (Austria)

Auto-transplantation of teeth is a predictable treatment option, although this type of therapy is still often overlooked compared to other types of restorations. In literature, this therapy is recommended because of the improved chances of success, especially in adolescent patients who have not completed their growth. As in dental implant treatment, accurate clinical and radiologic examination can enhance treatment planning, ensuring an atraumatic and minimally invasive procedure. New surgical methods could be developed to ensure precise and safe guided osteotomies for future treatment methods. Today innovative techniques such as guided auto-transplantation of teeth have become reality.

OS-26 No-prep restorative techniques

👤 Urs Brodbeck (Switzerland)

Patients with missing teeth in general ask for dental intervention. Very often, these patients are still teenagers and the early treatment possibilities therefore very limited. Cantilever bridges are one of the options for replacing missing teeth since we have evidence that single retainer adhesive bridges show better results than two-retainers. Since many authors suggest minimal preparation on the anchor tooth, the scientific data for true no-prep restorations is poor. Studies with a cohort of minimally and no-prep restorations show clinical results that indicate resin-bonded cantilever bridges as a viable alternative to conventional bridges and intraosseous implants.

🕒 15.30 > 17.00

📍 Room Innsbruck

ÖGP SESSION*

Parodontitis und Implantate ein Widerspruch?



CHAIR

Werner Lill
(Austria)

CO-CHAIR

Corinna Bruckmann
(Austria)

OS-27 Zahn versus. Implantat: welche Unterschiede wirken sich auf die Entstehung und Progression von Parodontitis bzw. Peri-implantitis aus.

👤 Giovanni E. Salvi (Switzerland)

Despite the fact that human periodontitis and peri-implantitis lesions share similarities with respect to aetiology and clinical features, they represent different entities from a histopathological point of view. In addition, progression and management of peri-implantitis are influenced by implant surface characteristics. Therefore, it is the aim of this lecture to summarise the evidence with respect to differences between periodontal and peri-implant structures affecting onset and progression of periodontitis and peri-implantitis.

OS-28 Periodontitis and compliance: how much can the patient contribute to long-term success?

👤 Christian Graetz (Germany)

Psychosocial variables have received increased attention in the treatment of chronic diseases, e.g. psychological attachment avoidance could moderate the association between dental anxiety and severity of periodontitis in patients with further chronic inflammatory diseases like psoriasis. This is clinically relevant as avoidant individuals show different health-related behaviours and have a tendency to drop out of treatment prematurely. However, links between these variables and markers of disease activity/severity are largely unknown. The speaker will give a short overview of different psychological behaviours and long-term success of periodontal therapy.

OS-29 The importance of microbiological factors in the aetiology and for the therapy of peri-implantitis

👤 Andrea Mombelli (Switzerland)

Much has been debated about the aetiology of inflammatory and resorptive processes around implants. It is nevertheless clear that peri-implant defects are always infected by bacteria. Already 26 years ago it was demonstrated that antimicrobial therapy against anaerobic bacteria may improve the clinical situation. More recently it has been shown that other micro-organisms, notably staphylococci, may sometimes be implicated as well. Multiple clinical procedures have been proposed to prevent and treat peri-implantitis. Although uncertainties remain regarding their relative efficacy, it is clear that the meticulous removal of bacterial deposits is a key factor for success.

Friday October 12th

AFTERNOON

THU

MORNING

AFTERNOON

FRI

MORNING

AFTERNOON

SAT

MORNING

AFTERNOON

SURGICAL TREATMENT DAY

🕒 15.30 > 17.00

📍 Room Salzburg

ORAL COMMUNICATIONS

Basic research 2

CHAIRS



Niklaus P. Lang
(Switzerland)



Erhan Firatli
(Turkey)



Paulo Mascarenhas
(Portugal)

- OC-50** *An in vitro evaluation of the implant abutment microgap using synchrotron-based radiography*
👤 Aimen Bagegni (Germany)
- OC-51** *rhBMP9 in comparison to rhBMP2 for ridge augmentation following tooth extraction – an experimental study in the beagle dog*
👤 Nikola Saulacic (Switzerland)
- OC-52** *Comparison of different cleaning procedures of zirconium oxide surface*
👤 Evelina Gineviciute (Lithuania)
- OC-53** *Soft tissue healing of immediate and delayed implants. An experimental study in beagle dogs*
👤 David Palombo (Spain)
- OC-54** *Implant abutment microgrooves affect soft tissue cells response via connexin 43 pathway*
👤 Ludovica Parisi (Italy)
- OC-55** *Wettability of the intraorally contaminated titanium discs cleaning with different decontamination methods*
👤 Kerem Caglar Gumus (Turkey)
- OC-56** *The comparison of stress analysis in screw-retained and cemented implant-supported fixed restorations – a FEM study*
👤 Mustafa Zortuk (Turkey)

🕒 15.30 > 17.00

📍 Room Linz

ORAL COMMUNICATIONS

Clinical innovations

CHAIRS



Daniel Thoma
(Switzerland)



Goran Benic
(Switzerland)



Martin Rücker
(Switzerland)

- OC-57** *Implant placement accuracy using a dynamic navigation system – a prospective clinical trial*
👤 Gerardo Pellegrino (Italy)
- OC-58** *Predictions of implant dentistry in Europe for 2030. A Delphi study*
👤 Ignacio Sanz Sanchez (Spain)
- OC-59** *In vitro evaluation of cytomchanics of osteoblast and fibroblast cell line for enhanced peri-implant bone and soft tissue engineering*
👤 Santosh Y Nelogi (India)
- OC-60** *Volumetric changes in the buccal contour after immediate implant placement and provisional restoration together with a soft tissue substitute. A prospective case series*
👤 Eduardo Montero (Spain)
- OC-61** *A novel morphological contour interpolation based semi-automatic segmentation protocol to evaluate radiological outcomes of guided bone regeneration with two membranes from different origins – a pilot randomised, controlled clinical trial*
👤 Junyu Shi (China)
- OC-62** *L-PRF block for horizontal bone augmentation, clinical results and histology – a prospective case series*
👤 Simone Cortellini (Belgium)



**A great
expert knows
that learning
never ends**

SCIENTIFIC PROGRAMME
FRIDAY

**EAO POSTGRADUATE
DIPLOMA IN IMPLANT
DENTISTRY**

**Unlock your potential
with the EAO's Education
Programme**

Three-year part-time
programme

Six modules over three years

Includes Live Learning
Events at six of Europe's top
universities

Supported by a unique online
learning platform

Candidates receive expert
mentoring

Free from commercial
sponsorship

**Check availability
and register at
www.eao.org**

EAO)))
EUROPEAN ASSOCIATION
FOR OSSEOINTEGRATION

PROSTHETIC AND FOLLOW-UP DAY

🕒 9.00 > 10.30

📍 Room Wien

BATTLE OF CONCEPTS 5

Titanium versus zirconia



CHAIR



Petra Gierthmühlen
(Germany)

CO-CHAIR



Luca Cordaro
(Italy)

OS-30 Pro titanium: titanium or not titanium for oral implants? Is this really the question?

👤 Ralf Kohal (Germany)

Titans were members of the second generation of divine beings, descending from the primordial deities and in that regard actually unbreakable. The name "titanium" for the metal is derived from the "titans"; and the name is programme. Implants made from titanium are strong and withstand chewing forces for a long period of time. The scientific data supporting the use of titanium implants clinically is abundant. The 5- and 10-year survival rates for single tooth reconstructions or reconstructions for partially and fully edentulous patients are high in comparison to implants made from other materials. Certainly, adverse effects may occur – but this may be the case with other materials too.

OS-31 Pro zirconia

👤 Goran Benic (Switzerland)

The actual trend for the use of the zirconia implants is based on the continuous material evolution and promising clinical results. Zirconia implants present adequate mechanical, biological and aesthetic properties. Moreover, the modern systems offer various clinical and technical options, which simplify the clinical handling and widen the indication spectrum for the use of zirconia implants. This lecture will provide a clinical concept for the use of zirconia implants.



DON'T MISS THIS ONLINE SESSION WITH AN EXPERT DISCUSSION BEFORE AND AFTER THE SESSION IN THE FORUM!

🕒 9.00 > 10.30

📍 Room Graz

DREAMS AND REALITY 4

Complication management



CHAIR



Pascal Valentini
(France)

CO-CHAIR



Frank Schwarz
(Germany)

OS-32 Surgical complications

👤 Stephen Barter (UK)

Whilst a restoratively-driven discipline, dental implantology is inevitably a surgical process. Surgical procedures all carry the possibility of complications, but we have a duty to plan surgery to reduce the risks for our patients – a 20% risk of occurrence is 100% to the patient in whom the risk occurs. The origin of some later biological and technical complications may be traced back to the surgical process. Whilst considering complications associated with any dentoalveolar surgery, this presentation will focus on the impact of surgically related complications on outcomes, their prevention, and management, enabling the clinician to approximate the rule of "First, do no harm".

OS-33 Biological complications

👤 Andreas Stavropoulos (Sweden)

Biological complications around dental implants appear inevitable at some extent and there is no implant system immune against peri-implantitis. Currently there are no 'golden bullets' to treat peri-implantitis, and different clinical scenarios require different approaches; some of them will be presented in this lecture.

OS-34 Prosthetic technical complications

👤 Martin Janda (Sweden)

Dental implants have become the mainstream treatment for complete or partial edentulism. Through decades of research and development, implant-supported dental prostheses have become a widely utilised treatment modality. Today we treat more patients with more complex situations than before. However, the change in focus of recent research from reporting survival to evaluating success, has called our attention to a high frequency of technical complications in reconstructions previously reported as surviving. Why are these technical complications occurring? How do we manage these complications? The lecture is richly illustrated with clinical images.

PROSTHETIC AND FOLLOW-UP DAY

9.00 > 10.30

Room Innsbruck

OCMR SESSION*

Allgemeiner-krankungen und Implantate



CHAIR



Barbara Kirnbauer
(Austria)

CO-CHAIR



Markus Hof
(Austria)

OS-35 Differentialdiagnose osteolytischer und ostersklerotischer Läsionen

Michael Bornstein (Switzerland)

Lesions in the jaw bone can pose a diagnostic challenge to the clinician. Hyperdense and hypodense lesions in the maxilla and mandible range from idiopathic or reactive alterations to potentially malignant diseases. When planning for dental implant treatment it is of utmost importance to exclude pathology in the prospective field of intervention, but also to account for lesions that are incidentally diagnosed on the respective radiographic image. This lecture will discuss and present the most common of these lesions, and will also propose potential management options.

OS-36 General diseases and implants

Gernot Wimmer (Austria)

Inflammatory periodontal and peri-implant diseases can influence general diseases. A potential pathogenetic mechanism for this could be the metastatic expansion of micro-organisms, together with its toxins and mediators of individual inflammatory reactions due to biofilms at oral boundary regions. Further, a two-way influence is evident, which can threaten the health of teeth and dental implants.

This presentation offers an overview of recent literature on this topic. In particular, we will focus on the resulting clinical implications on the treatment of patients with periodontitis or implants.

OS-37 Saliva: a sample matrix for systemic disease diagnostics

Christa Nöhammer (Austria)

Our current focus at AIT is to investigate saliva for its suitability for any type of circulating biomarker diagnostics. Along these lines we will present proof of concept data for salivary DNA-methylation – and autoantibody-based biomarkers in a breast cancer patient cohort. Besides reporting on the evaluation of different exosome isolation approaches we will share results from genome-wide DNA-methylation analysis in serum – and saliva-derived exosomes from healthy individuals and present data obtained along genome-wide microRNA analysis from the same sample sources using both microarrays and microRNA sequencing.

*OCMR: Austrian Society of Oral Surgery, Medicine & Radiology

9.00 > 10.30

Schubert 1+2+3

ORAL POSTER PRESENTATIONS

CHAIRS



Robert Haas
(Austria)



Anja Zembic
(Switzerland)

BR-01 Endo-sinus bone formation after transalveolar sinus floor elevation without grafting with simultaneous implant placement – histological and histomorphometric assessment in a dog model

Shujiao Qian (China)

BR-02 Biphasic ability of periosteum-derived cells between osteoblastogenesis and fibroblastogenesis *in vitro*

Motoi Miura (Japan)

BR-03 Osseointegration effects of local release of strontium ranelate from implant surfaces in rats

Ali Alenezi (Sweden)

BR-04 The use of rhBMP2 loaded implant fixture and 3D-printed scaffold for vertical bone augmentation

Mi-Seon Goh (South Korea)

BR-05 Monolithic versus Bi-layer screw-retained implant-supported single crowns before and after fatigue

Johannes Boldt (Germany)

CI-01 A 10-year prospective cohort study on single crowns supported by 6 mm long implants

Lorenzo Ferraioli (Italy)

CI-02 Efficacy and safety of self-assembling peptide P11-4 in periodontal regeneration – an acute dehiscence model in dogs

Tobias Waller (Switzerland)

PB-01 Maryland bridge to prevent crestal bone loss during peri-implant healing phases – 6-month RCT

Fausto Zamparini (Italy)

SU-01 Adjunctive anti-infective measures in surgical peri-implantitis treatment – a systematic review

Balazs Feher (Austria)

SU-02 Does implant site preparation technique affect ISQ trends, bone loss for varying implant lengths?

Tabrez Lakha (India)

PROSTHETIC AND FOLLOW-UP DAY

☺ 9.00 > 10.30

📍 Room Salzburg

EAO EUROPEAN CLINICAL VIDEO SESSION CONTEST

CHAIR



Helena Francisco
(Portugal)

CO-CHAIR



Sven Mühlemann
(Switzerland)

During this session, seven candidates will present their clinical cases in video format. Attend this innovative session and learn about the best clinical cases from across the world! The best presentation will be awarded the European prize for clinical video in implant dentistry at the awards ceremony on Saturday, October 13th.

Find the videos online!

☺ 9.00 > 10.30

📍 Room Linz

EAO CONSENSUS CONFERENCE 2018

Main conclusions and clinical recommendations

CHAIRS



Christoph Hämmerle
(Switzerland)



Björn Klinge
(Sweden)



Henning Schliephake
(Germany)

9.00 Opening of session

👤 Christoph Hämmerle (Switzerland)

9.10 What is the clinical and scientific value of a consensus conference?

👤 Lisa Heitz-Mayfield (Australia)

9.25 The effect of platelet preparations, drugs counteracting bone resorption, and titanium particles on patients undergoing implant therapy

👤 Henning Schliephake (Germany)

9.40 The importance of biological parameters for long-term implant success Implant register: a possible EAO project

👤 Björn Klinge (Sweden)

9.55 The influence of digital or conventional fabrication workflows, restorative material selection, and type of implant-abutment connection on implant-supported reconstructions

👤 Irena Sailer (Switzerland)

10.10 The effects of crown to implant ratio, the use of cantilevers, the placement of tilted implants, and the presence of osseointegrated implants in a dentition moving over a lifetime

👤 Christoph Hämmerle (Switzerland)

☺ 11.00 > 12.30

📍 Room Wien

LIVE TREATMENT SESSION 3

From surgery to prosthetic rehabilitation



CHAIR



Christoph Hämmerle
(Switzerland)

CO-CHAIR



Ann Wennerberg
(Sweden)

Presentation of patients of Friday's live surgery, one day after surgery with the new restoration. Each session will include a surgical follow-up and live patient interview!

► TEAM 1: VIENNA DENTAL SCHOOL (ORAL SURGERY)

Immediate implant supported restoration on the edentulous jaw

Polina Kotlarensko (Austria)

Christian Ulm (Austria)

Werner Zechner (Austria)

► TEAM 2: ACADEMY OF ORAL IMPLANTOLOGY

Immediate provisional restoration of upper incisors following immediate implant placement

Robert Haas (Austria)

Rudolf Fürhauser (Austria)

The position of the implants will be planned by help of a commercially provided computer programme and inserted flapless and guided. Prosthodontic restoration will be performed with a complete digital workflow. The scan of the original soft tissue contour of the teeth to be extracted and the scan after implantation will be overlaid to illustrate the initial emergence profile. Thus, the emergence profile of the definitive abutment is a copy of the original tooth. The zirconia abutments (glued to a titanium base) will be inserted 3 hours after tooth extraction and will never be removed. Provisional crowns will be inserted avoiding any centric or eccentric contacts during the 4-month healing period.

Immediate provisional restoration of an upper molar or premolar following late implant placement

Dieter Busenlechner (Austria)

► TEAM 3: GRAZ DENTAL SCHOOL

Immediate provisional single tooth restoration in the aesthetic zone

Martin Lorenzoni (Austria)

Behrouz Arefnia (Austria)

Barbara Kirnbauer (Austria)



Saturday October 13th

AFTERNOON

THU	FRI	SAT
MORNING	MORNING	MORNING
AFTERNOON	AFTERNOON	AFTERNOON

PROSTHETIC AND FOLLOW-UP DAY

🕒 13.30 > 13.45

📍 Room Wien

EAO MOMENT

Awards ceremony



During this session, prizes will be awarded for the best presentation from each of the preceding Oral Communication sessions:

- > European Prize for Basic Research in Implant Dentistry
- > European Prize for Clinical Research – Surgery
- > European Prize for Clinical Research – Prosthetics
- > European Prize for Clinical Research – Peri-Implant Biology
- > European Prize for Clinical Video on Implant Dentistry
- > European Prize for Research in Implant Dentistry – Poster Presentation
- > European Prize for Clinical Innovations in Implant Dentistry

Candidates who have obtained the prestigious EAO Certificate in Implant-based Therapy in 2018 will also be acknowledged. Gold and silver medals for services to the EAO will also be awarded.

🕒 13.45 > 15.15

📍 Room Wien

DREAMS AND REALITY 5

Are dental implants for life?



CHAIR



Mariano Sanz
(Spain)

CO-CHAIR



Lisa Heitz-Mayfield
(Australia)

OS-38 Are teeth for life: periodontal soft and hard tissue stability

👤 Maurizio Tonetti (China)

This presentation will discuss the expected longevity of the human dentition in the context of the increased life expectancy of mankind. It will address the key question of whether or not the natural dentition is at risk of being lost prematurely during the ageing process or as a consequence of oral diseases. Emphasis will be given on the extent to which preventive and therapeutic interventions can preserve the natural dentition and how periodontal treatment in particular can preserve masticatory function for a lifetime in the majority of people. Implications for the design and use of implant-supported restorations will be discussed as a basis for treatment strategies.

OS-39 Are implants for life? Peri-implant soft and hard tissue stability

👤 Stefan Renvert (Sweden)

Unfortunately, all implants are not for life. After 10 years in the oral cavity, as many as 20% may have developed peri-implantitis. In patients with peri-implant diseases, the initial decision is if the implant shall be removed or not. The session will focus on treatment planning and outcomes of different therapies of peri-implantitis. Current literature, clinical cases and videos will be presented to illustrate treatment options.

OS-40 Are implants for life? Reconstruction longevity and stability

👤 Hans-Peter Weber (USA)

Dental implants have become an important and desirable treatment alternative in many clinical situations that require the replacement of missing or hopeless teeth. There is an understandable expectation, especially from the perspective of our patients, that dental implants and implant-prostheses should last for life. However, it has become evident that this is not so. Biological and technical complications are frequent and lead to major disappointments with compromised outcomes that need re-treatment. Too many of these scenarios are iatrogenic in nature and would be preventable if current clinical and scientific evidence as well as planning and treatment tools were regularly applied.

🕒 15.15 > 15.30

📍 Room Wien

EAO MOMENT

Closing ceremony



Save the date!

The EAO is looking forward to seeing you again at its 28th annual scientific meeting in Lisbon from 26th to 29th September 2019: more information on www.eao.org.

GDPR: Our sponsors and exhibitors may request permission to scan your badge at their booth or sponsored sessions so they can get in touch with you after the congress. If you do not wish to give your contact details, please inform them before your badge is scanned.

🕒 10.30 > 12.30



📍 Room Salzburg



CHAIR
Marcus Dagnelid
(Sweden)

“Understanding ISQ diagnostics for best practice in implant treatments”

Confidence and predictability in implant treatments and empowering new treatment techniques!

Moderator:

- 👤 Ulrike Kuchler (Austria)
- 👤 Paul S. Rosen (USA)
- 👤 Francisco Teixeira Barbosa (Spain)

The Osstell Scientific Symposium will demonstrate how Resonance Frequency Analysis (RFA) guides and facilitates clinical decision making in dental implantology. Topics will include:

- Specific cases with live polls for the audience
 - Advanced surgical techniques and how Osstell facilitates their development
 - Educational models and online platforms empowering clinicians to be more successful in their treatments
- The speakers will clearly demonstrate why Osstell is the true objective method of determining implant stability in all treatment phases, based on more than 20 years of clinical experience and 900 scientific articles published.

🕒 10.30 > 12.30



📍 Room Innsbruck

CHAIR
Angelo Troedhan
(Austria)

“Applying new Gold-Standards of bone-management in everyday practice”

Piezotome-Ridge-Preservation at removal of roots and implants: Trium-CBCT planning and execution, Duration: 45 minutes

👤 Angelo Troedhan (Austria)

Piezotome-surgery: bone augmentation and sinuslift made easy – a live-surgery video-demonstration, Duration: 1 hour 15 minutes

👤 Angelo Troedhan (Austria)

Panoramic X-rays were the only diagnostic tools until now and drills and burs the only tools for bone-management execution. New CBCT-technology with predictive bone-quality assessment and planning tools as well as Piezotomes with approved superior atraumaticity for bone-surgery are the “game-changers” in the upcoming decade.

Based on clinical cases featuring alveolar ridge preserving removal of ankylosed roots and fractured implants and management of atrophic alveolar ridges, the presurgical virtual planning with XMIND-TRIUM-CBCT and the Piezotome-surgical protocols for bone-preserving explantation, crest-splitting and sinuslift as well as their outcomes will be introduced.

🕒 10.30 > 12.30



📍 Room Linz

CHAIR
Marcus Jarman-Smith
(UK)

“What if a prosthetic frame could influence quality of life?”

Clinical Experience with PEEK Infrastructure Results of an Ongoing Prospective Study

👤 Carlos Moura Guedes (Portugal)

Lab Perspective with PEEK Infrastructure in Multiple Applications on Implant Dentistry

👤 António Silva (Portugal)

The potential of PEEK Infrastructure for Achieving and Maintaining Successful Results

👤 Miguel de Araújo Nobre (Portugal)

There is increased interest in the long term clinical outcomes and quality of life of patients treated with a high performance polymer for the framework material for full-arch implant-supported dental prosthetics, rather than the traditionally used metal or ceramic materials. The presentations by The MALO CLINIC will focus on laboratory experiences and clinical outcomes with JUVORA full-arch implant supported prostheses on edentulous patients.

🕒 17.00 > 19.00



📍 Room Graz

CHAIR
Bilal Al-Nawas
(Germany)

📱 Interactive session
with live polls

“*Demonstrating clinical performance of the Straumann dental implants for immediate treatment protocols*”

New perspectives in immediate implant treatment

- 👤 Bilal Al-Nawas (Germany)
- 👤 Ophir Fromovich (Israel)
- 👤 Helena Francisco (Portugal)
- 👤 Léon Pariente (France)
- 👤 Karim Dada (France)
- 👤 Gabor Tepper (Austria)

Nowadays, patients expect not only reliable, predictable and personalized treatment options, but they also demand solutions to shorten the overall treatment time. Therefore, immediate protocols have become more popular, and are validated as safe and acceptable treatment modalities.

During this corporate forum, world-renowned speakers will present the latest evidence on pre- and clinical performance of newly developed Straumann BLX implant: from the superior implant material, to the unique macro- and micro-design and the best-in-class hydrophilic surface. Wide clinical application spectrum that goes beyond immediate implant protocols will be discussed.

🕒 17.00 > 19.00



📍 Room Salzburg

“*Learning about proven surgical protocols and new trends in advanced implant dentistry*”

Optimize results in complex rehabilitations

- 👤 Matteo Chiapasco (Italy)

Bone substitutes play an important role in order to reduce the need of bone harvesting. Unsatisfactory results may be also related to insufficient quality and quantity of peri-implant soft tissues which can be corrected with autogenous soft tissues or collagen matrices.

Optimizing the thickness of the peri-implant mucosa

- 👤 Otto Zuhre (Germany)

Possible influence of peri-implant mucosa on the peri-implant bone is currently a hot topic in regenerative dentistry. State of the art and innovative therapeutic approaches – especially with the new volume-stable collagen matrix Geistlich Fibro-Gide® – are illustrated.

🕒 17.00 > 19.00



📍 Room Innsbruck

“*Demonstrating clinical concepts and techniques from the single unit to full arch implant restorations using digital workflows.*”

Show clinical cases using Puros® Allograft customized bone blocks, from the design to the re-opening and final clinical result.”

Restoring failing teeth in the aesthetic zone and full arch rehabilitations in the digital age including customized bone blocks.

Implant Restoration in The Aesthetic Zone
👤 Stefan Fickl (Germany)

Puros® Allograft Customized Blocks Design
👤 Stefan Berger (Germany)

The Evolution Of Vertical Equilibrated Impressions Up To The Digital Age
👤 Dieter Busenlechner (Austria)

🕒 17.00 > 19.00



📍 Room Graz

CHAIR
Gabor Tepper
(Austria)

“Defining and leading the future of implantology”

Leading innovations for Immediate Function, shorter time-to-teeth and long-term success

- 👤 Luca De Stavola (Italy)
- 👤 France Lambert (Belgium)
- 👤 Markus Schlee (Germany)
- 👤 Peter Schüpbach (Switzerland)
- 👤 Tristan Staas (Netherlands)
- 👤 Ann Wennerberg (Sweden)

Implant design and surface quality are critical factors for successful, long-term clinical outcomes. NobelActive is the archetype example, leading Immediate Function protocols for 10+ years to ensure predictable outcomes and excellent esthetics. This forum will reveal breakthrough innovations and draw links between research and clinical practice. You will experience cutting-edge technologies like navigated surgery, novel bone-grafting materials, and the first technology to truly eliminate biofilm from implant surfaces – presented with expert insights into successful clinical practice routines.

🕒 17.00 > 19.00



📍 Room Salzburg

CHAIR
Lyndon Cooper
(USA)

“Bringing inspiration and innovation to dental professionals”

Inspiration TALKS with Dentsply Sirona Implants – dreams of the future

Digital planning and execution – from simple to complex
Mark Ludlow (USA)

Nanotechnology – a gamechanger in healthcare and society
Maria Strømme (Sweden)

No screw, no glue – the prosthodontist's dream comes true
Marco Degidi (Italy)

Do you dream of creating excellent results that really make a difference for patients? Results that provide a lifetime of optimal function and individualized aesthetics? We dream too. Of groundbreaking innovation, ingenious technology and simple procedures that respect biology and mimic nature. Together with dental professionals, we make dreams come true today and tomorrow. Innovative solutions and professional implant skills make a difference.

🕒 17.00 > 19.00



📍 Room Innsbruck

“Developing new standards for immediate loading based on new trends and designs considering bone physiology”

A different view in immediate implant treatment

- 👤 Meir Mamraev (Israel)
- 👤 Borja Diaz Oliver (Spain)
- 👤 Orlando Alvarez (Chile)

Dental implants therapy is more than a proven secure therapy, the evolution goes by the hand of our patient demands in terms of reducing time and pain with high aesthetic results. the new world digital revolution sets the tone and rules the pathways, in this corporate forum will be shown different perspectives in terms of secure treatment options based on new design proposals. Clinicians will be able to understand the benefits and be critical in the decision process for case solving.

Saturday October 13th

INDUSTRY LUNCH SYMPOSIA

THU

MORNING

AFTERNOON

FRI

MORNING

AFTERNOON

SAT

MORNING

NOON

AFTERNOON

🕒 12.30 > 13.30

PLANMECA

📍 Room Salzburg

“ Learning more about digital implant workflows ”

In-office printed surgical guides using digital impressions and digital smile design

👤 Walter Renne (USA)

👤 Zachary P. Evans (USA)

Learn about utilization and accuracy of various intraoral digital impression systems on the market and how to incorporate smile design for virtual waxing into implant planning for accurate in-office 3D printed surgical guides using the Planmeca Romexis all-in-one software platform.



Friday October 12th

HANDS-ON SESSIONS

THU	FRI	SAT
MORNING	MORNING	MORNING
AFTERNOON	AFTERNOON	AFTERNOON

GDPR: Our sponsors and exhibitors may request permission to scan your badge at their booth or sponsored sessions so they can get in touch with you after the congress. If you do not wish to give your contact details, please inform them before your badge is scanned.



Schubert 1

SESSION A

9.00 > 11.30

SESSION B

14.00 > 16.30

“Practicing innovative soft- & hard tissue regeneration techniques”

New methods and materials for soft-tissue regeneration

Beat Walkkamm (Switzerland)

“Can an off-the-shelf – product replace a CTG? If yes, in which indications?”


The associated incision- & flap techniques are presented and discussed in detail. Subsequently, the techniques with the appropriate materials (such as Geistlich Fibro-Gide®) are practiced on an animal model.

Customized Bone Regeneration CBR®

Helmut Hildebrandt (Germany)

Amely Hartmann (Germany)

Augmentations with particulate materials are, according to experience, more forgivable, but limited in terms of construction volume. CAD-CAM technologies for titanium meshes could help overcome typical limitations known for guided bone regeneration (GBR) and onlay techniques.



Schubert 2+3

9.00 > 11.30

OR

14.00 > 16.30

“Experiencing same-day implant dentistry for 3D printed screw-retained crowns with 3Shape TRIOS Implantology”

Hands-on training in TRIOS and Implant Studio

Jan Paulics (Sweden)

Gain firsthand experience in digital dentistry! Learn how to create new opportunities for your dental practice using 3Shape TRIOS intraoral scanning, screw-retained crown designs and Implant planning in 3Shape Implant Studio. Experience the essentials of intra-oral scanning featuring TRIOS, the most accurate and powerful tool in your digital arsenal and see what it takes to integrate 3D printing into your office for provisional screw-retained crowns and surgical guides.

Hands-on workshop:

- Efficient TRIOS intraoral implant scanning workflows
- Predictable Implant planning featuring Implant Studio
- Designing a provisional screw-retained crown for 3D-printing in Implant Studio



—
📍 Schubert 4

SESSION A

🕒 9.00 > 11.30

SESSION B

🕒 14.00 > 16.30

Immediate implants – greatest mistakes & practical tips: an intensive hands-on

👤 Gabor Tepper (Austria)

The next Evolution of All-on-4: Grow your business with the advanced products of the NobelPro Line™ – An exclusive hands-on workshop by Paulo Malo

👤 Paulo Malo (Portugal)
👤 Mariana Alves (Portugal)



—
📍 Schubert 5+6

🕒 9.00 > 11.30

OR

🕒 14.00 > 16.30

Straumann® BLX: Confidence beyond Immediacy Product introduction and hands-on

Product Introduction

Confidence in all bone types and all indications using Straumann's game-changing BLX implant system

👤 Herbert Polzhofer (Switzerland)

Moderated Case Presentation

BLX pioneers share and discuss their experience and clinical cases of stress-free ridge control, immediate treatment in esthetic zone, controlled emergence profile management and more

👤 Christian Jarry (Switzerland)
👤 Alfonso Caiazzo (Italy)
👤 Louwrens C. Swart (South Africa)
👤 Alessandro Perucchi (Switzerland)

Hands-on training

Immediate Treatment Protocols using the new Straumann® BLX implant system in different bone types and challenging anatomical situations

👤 Ophir Fromovich (Israel)

EAO HONORARY MEMBERSHIP

Prof. Dr. med. dent.

Christoph Hämmerle

Honorary membership is the highest honour that the EAO can bestow on individuals who have contributed greatly both to the science in the field of implant dentistry and to the association. Only five individuals have received this recognition thus far.

The EAO is delighted to present this award to Christoph Hämmerle in acknowledgement of his outstanding contributions to the field and to the EAO. Professor Hämmerle has been the Head and Chairman of the Department of Fixed and Removable Prosthodontics and Dental Material Sciences at the University of Zurich, Switzerland since 2000, and has been heavily involved with the association since 2001 when he joined the Board of Directors.

Professor Hämmerle served on the EAO's Board of Directors for a number of years (2002–2011). He was nominated Secretary General in 2004 and became President of the association in 2008. He is an active member of the EAO Council, the association's advisory committee, offering his expertise on a number of matters.


Professor Hämmerle has also been heavily involved in the organisation of a number of landmark EAO events. He chaired the EAO annual scientific meeting in Zurich 2006 and has participated in many EAO educational projects. Above all, he played an instrumental role in setting up the EAO Consensus Conferences which started in 2006 and he has been involved in the organisation of these major events since.

The Consensus Conferences bring specialists from around the world to discuss a range of topics related to implant dentistry, and together they define consensus statements and recommendations based on their findings. Since the inaugural event in 2006, the EAO Consensus Conferences takes place every three years; to date, Professor Hämmerle has played a key role in the organisation and management of these meetings.

Past recipients of Honorary membership of the EAO are:

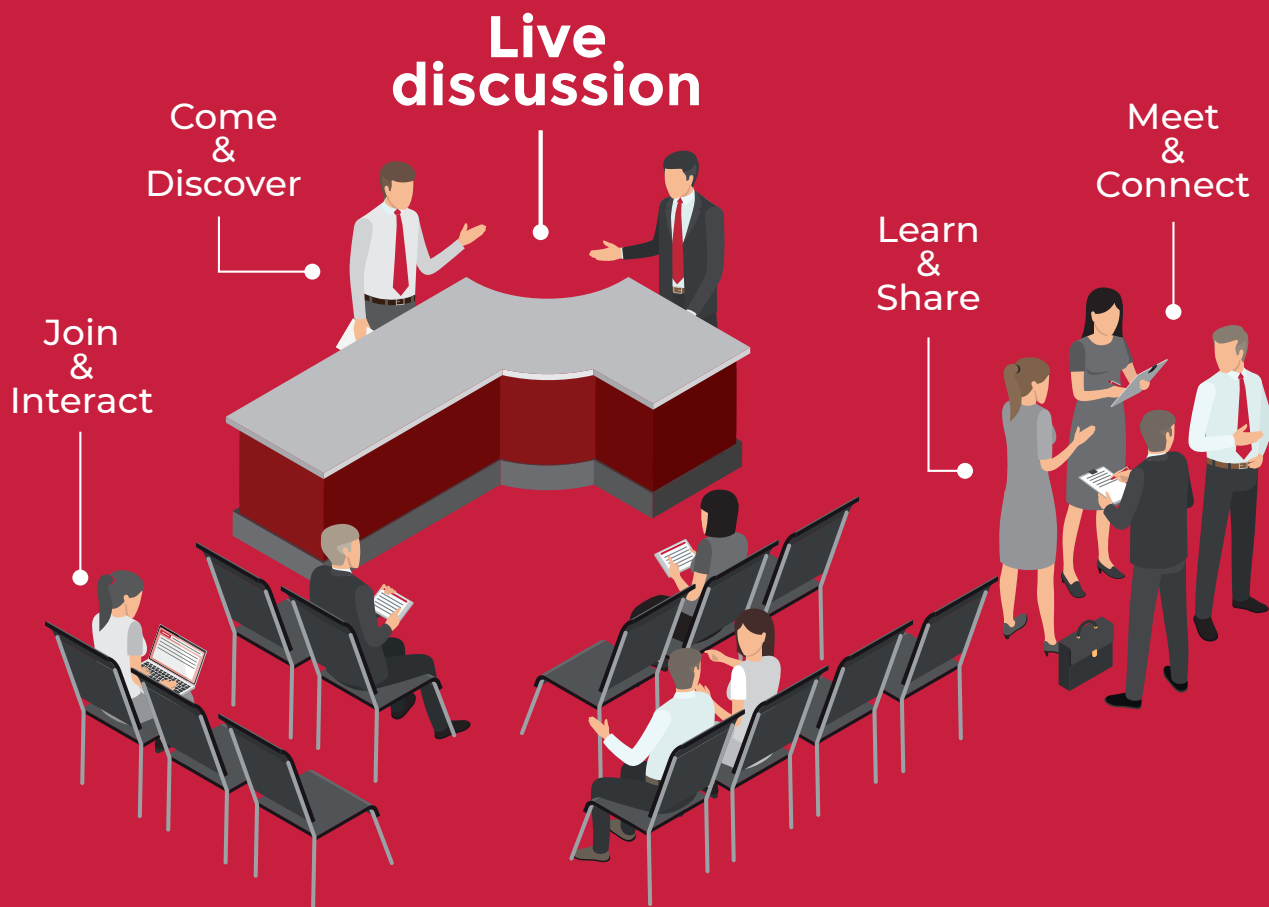
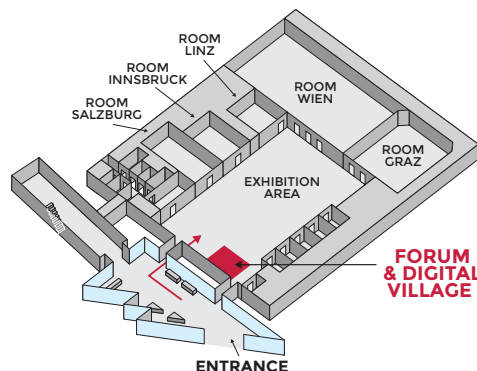
- P-I Brånemark
- André Schroeder
- Daniel van Steenberghe
- Niklaus P. Lang
- Franck Renouard

Because of his unparalleled expertise in our field and dedication to the association, the EAO is truly honoured to welcome Professor Hämmerle among these individuals, and award him Honorary membership.



**Professor Hämmerle will be honoured
during the
Opening Ceremony.**

EAO Forum



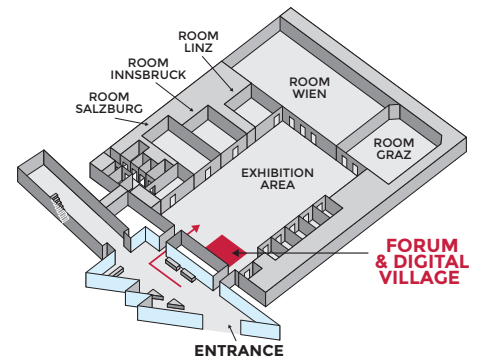
ARENA

Enter the Forum and discover our projects
Education - Membership - Research - Networking
E-Reputation - Online sessions with experts



Full programme available
on the app

DIGITAL VILLAGE



DIGITAL POSTERS

Over 500 abstracts have been selected for poster presentation. Posters have been divided into five themed categories, described below.

This year, posters will be displayed digitally in the Digital Village!

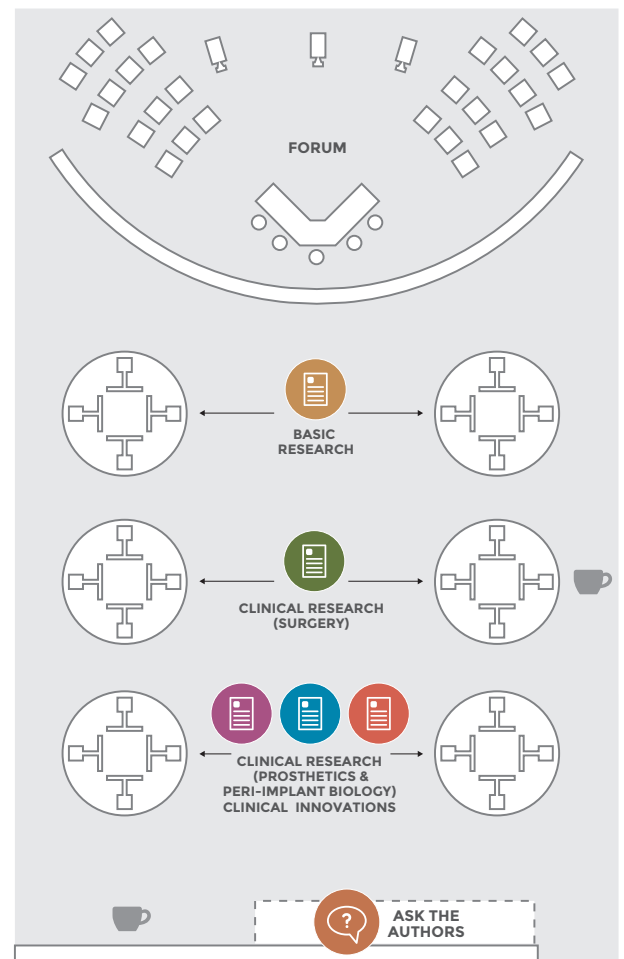
Full abstracts can be found in the online conference abstract book, published as a supplement of *Clinical Oral Implants Research* and are also available on the congress app!

- Clinical Research – surgery
- Clinical Research – prosthetics
- Clinical Research – peri-implant biology aspects
- Basic research
- Clinical innovations



POSTER SESSIONS

Authors will present their work during coffee and lunch breaks. More information in the congress mobile app.



ASK THE AUTHORS

You will be able to contact the poster authors in this corner of the Digital Village. Don't hesitate to leave comments, ask for more details or discuss a specific topic with them!

Discover the benefits of EAO membership

Join the EAO and become part of Europe's leading organisation for promoting clinical excellence and patient care in implant dentistry.

Benefits include

- online access to COIR
- reduced registration fees for the congress
- great networking opportunities
- printed copies of our scientific publications (journals and reports)
- hands-on training courses and certification
- premium access to the online library

For more information about the benefits of EAO membership visit www.eao.org



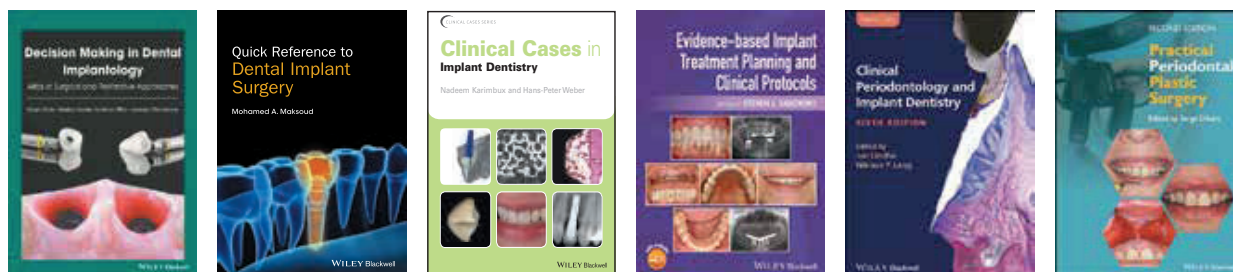
Dentistry Publications from Wiley

 Visit us at **booth Pu01**

Clinical Oral Implants Research is the
Official Publication of the European
Association for Osseointegration



Wiley publishes 25 journals - more than any other publisher - in Thomson's ISI® 2017 Journal Citation Reports - Dentistry, Oral Surgery & Medicine category.



Wiley is honoured to be the publisher of the Official Publication of the European Association for Osseointegration and offers attendees a special online discount of 20% on books listed in our conference pricelist.

www.wiley.com/go/dentistry



Prefer to read on an e-reader?
Many of our books are available in e-book format

WILEY

GENERAL INFORMATION FROM A TO Z

CONGRESS APP

Don't forget to download the congress app for accessing all the information you need for the congress!



CURRENCY

All registration fees, hands-on courses and other congress-related charges (such as the Mayor's Dinner) should be paid in Euro (EUR), the official currency in Vienna.

EXHIBITION & CLOAKROOM

DAY	EXHIBITION HALL A	CLOAKROOM LEVEL -1
Thursday 11th	9:00 to 19:00	8:30 to 19:30
Friday 12th	9:00 to 19:00	8:30 to 19:30
Saturday 13th	9:00 to 16:00	8:30 to 16:30

FACULTY AND MEMBERS' DINNER

For full details, including dress code and information about transport to and from the dinner, see page 13. Limited number of seats, first come first served.

GDPR: PRIVACY POLICY

Our sponsors and exhibitors may request permission to scan your badge at their booth or sponsored sessions so they can get in touch with you after the congress. If you do not wish to give your contact details, please inform them before your badge is scanned.

INSURANCE & LIABILITY

The congress organisers do not assume responsibility for accidents, loss of possessions or damages, nor for any delays or changes made to the programme which are caused by unforeseen circumstances. Congress organisers are not obligated to grant indemnity to contractors or participants in the event of cancellation, for any reason, of the congress.

It is strongly recommended that conference delegates arrange cancellation insurance for congress costs (i.e. registration fee, travel or accommodation costs).

LOST AND FOUND

Articles found should be taken to the registration desk in the Foyer.

LUNCH FOR FIRST ATTENDEES

The EAO is hosting a special lunch for delegates who are attending the Congress for the first time on Thursday October 11th, at 12:00 in the Members Lounge. During this time we will show you how to get the best out of the EAO congress.

MEMBERS AND FACULTY LOUNGE

EAO members have exclusive use of the lounge throughout the congress.

MEMBERS HAPPY HOUR

Members are invited to an happy hour in the Atrium (level +1, access through the registration area) on Friday October 12th from 17:00.

NAME CHANGE

Registered participants who are unable to attend the congress cannot nominate a substitute participant. Name changes are not permitted.

OFFICIAL LANGUAGE & TRANSLATIONS

Please note that Austrian societies sessions will be translated into English and all plenary sessions will be translated into Russian.

ON-SITE REGISTRATION

EAO members	
Russia and Baltic countries delegates (Estonia, Latvia and Lithuania)	600 €
ÖGI, ÖGP, ÖGMKG, OCMR and ÖGKFO members	
EAO student members	450 €
EAO young professionals members	500 €
Non-members	800 €

Please note that registration fee includes 20% VAT.

WHAT IS INCLUDED?

- admission to congress sessions, industry satellite sessions, digital poster area and exhibition area
- congress documents including the final programme, digital abstract book and congress app
- lunch and coffee breaks

OPTIONAL (ADDITIONAL FEES):

Cadaver courses, hands-on sessions, Mayor's Dinner.

PARTIES

For more information see page 13.

PRESS ROOM

Members of the press will be asked to present valid press credentials when approaching the press counter.

The press room will be located in the Foyer, and is reserved exclusively for members of the press.

OPENING TIMES:

Thursday 11th	9:00 to 19:00
Friday 12th	9:00 to 19:00
Saturday 13th	9:00 to 16:00

VAT

All prices (registration fees, hands-on courses, Mayor's Dinner) include Austrian VAT (20%) as of March 2018.

VENUE


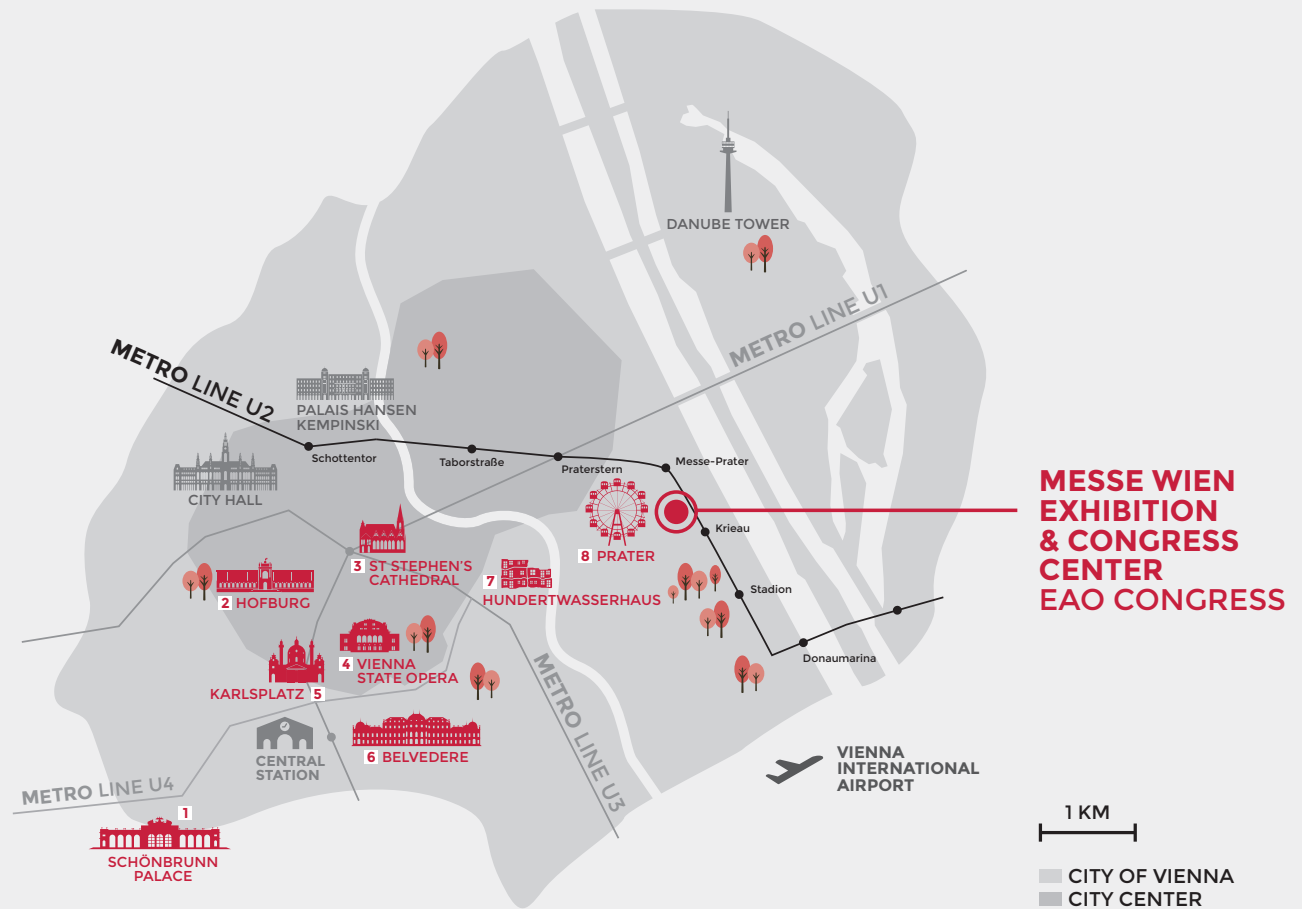
MESSE WIEN
EXHIBITION & CONGRESS CENTER
Messeplatz 1
1021 Wien, Austria
FOYER & HALL A

WI-FI

Delegates can enjoy unlimited free access in the congress centre.

Network name	*EAO2018
Password	vienna18

DISCOVER VIENNA



Sightseeing

There is plenty to see in the enchanting and vibrant capital of Austria. Vienna is the home of countless artistic and musical masterpieces which are celebrated throughout the city and manifest in its sites. From the Gothic and instantly recognisable silhouette of St. Stephen's Cathedral to Vienna's Imperial Palace; from the Art Nouveau splendour of the Secession Building and the magnificent Baroque palace Schönbrunn to the Museum of Fine Arts and modern architecture in the MuseumsQuartier, there is truly something for everyone.

Record-breaking: in Vienna, there are over 27 castles and more than 150 palaces.

The City of Music


Welcome to the world's music capital! Vienna owes much of its international fame to the many celebrated composers who lived and worked here, including Strauß, Mozart, Beethoven and Haydn. The Vienna Philharmonic Orchestra is one of the world's best and most renowned orchestras; the State Opera is amongst the leading opera houses; and the famous Vienna Boys' Choir is one of the best known in the world.

Shopping

From traditional handicrafts to funky local designer garb and luxury brands, Vienna's shopping scene offers a myriad of treats. Shop for eye-catching luxury brands at flagship stores in central Vienna on Kohlmarkt and Tuchlauben in the new Golden Quarter. For Vienna's local designer garb and funky fashion, head to the area around Neubaugasse, Kirchengasse and Lindengasse in the city's 7th District.

Gastronomy

Vienna's gastronomic landscape is as colourful as it is varied. There is an abundance of restaurants throughout the city to satisfy even the most fastidious foodie: why not visit a Beisl (Viennese pub) or market stall for a bite to eat. Or for popular Viennese cuisine served throughout the day, head to one of the many traditional coffee houses around the city. Local chefs are constantly striving for perfection and take immense pride in their toques (chefs' hats) and restaurant ratings, so even the most serious gourmands will be spoiled for choice! Now also boasting one of the world's top 20 restaurants, Vienna's dining scene has finally – and deservedly – hit the headlines.



LIST OF SPONSORS BY CATEGORY

(as of September 10th 2018)



Download now
the official congress app
to find out more about our sponsors


DIAMOND SPONSORS



OFFICIAL PUBLISHER



PUBLISHING PARTNER



PLATINUM SPONSORS



GOLD SPONSORS



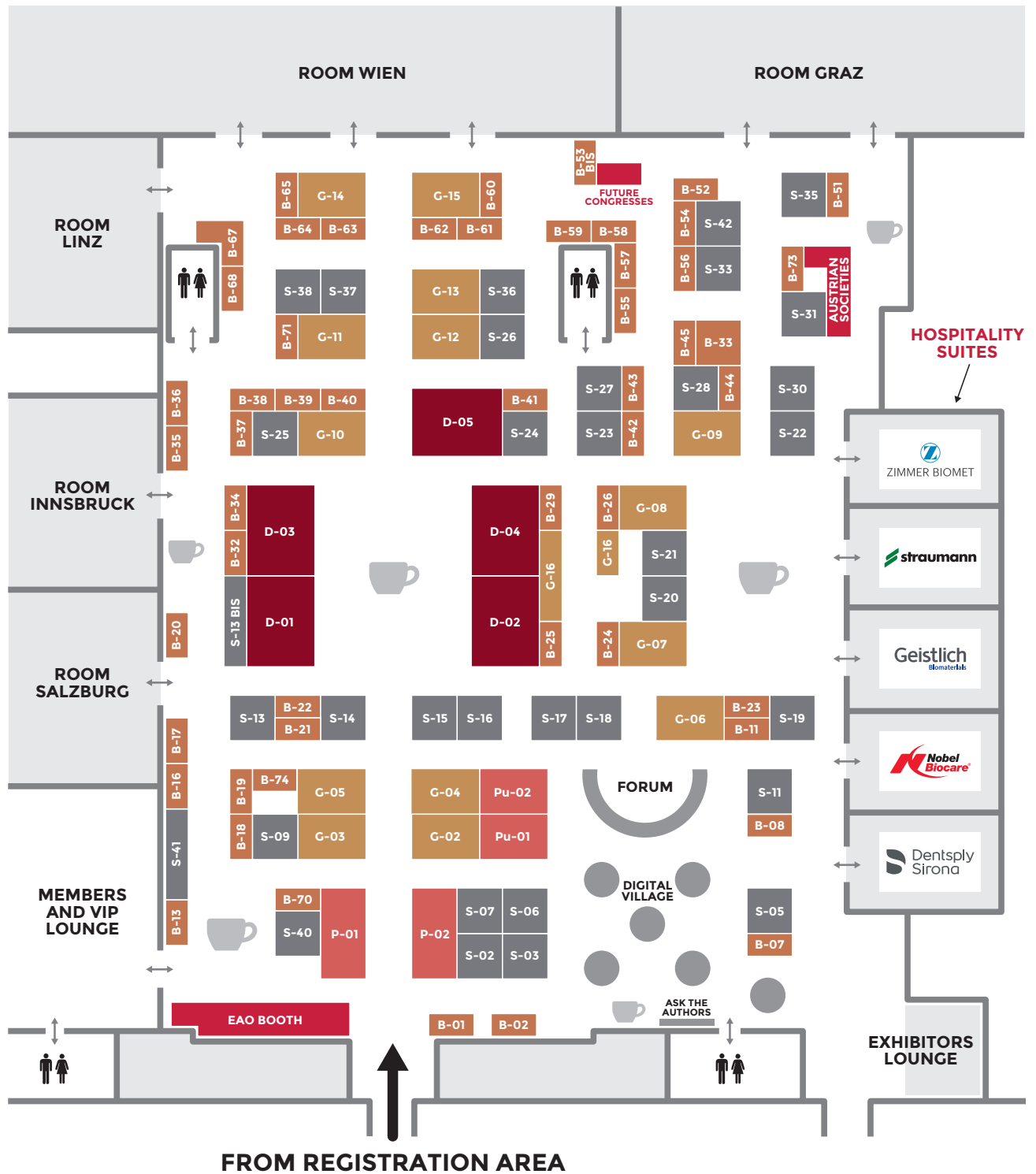
SILVER SPONSORS



BRONZE SPONSORS



EXHIBITION MAP



LIST OF SPONSORS BY NAME

(as of September 10th 2018)

3SHAPE	G-09	HU-FRIEDY	B-32	OSTEOBIOL BY TECNOSS	S-20
ACE SURGICAL SUPPLY COMPANY	S-15	IBI – INDUSTRIE BIOMEDICHE INSUBRI SA	B-18	OSTEOGENE	B-73
ACTEON	G-16	IBS IMPLANT	S-07	OSTEOGENICS BIOMEDICAL	B-26
ALPHA-BIO TEC LTD	S-03	IMPLANCE	S-13	OSTEOLOGY FOUNDATION	B-37
AMERICAN DENTAL SYSTEMS	B-40	IMPLANT DIRECT	G-04	OXY IMPLANT	B-01
ANTHOGYR	G-08	IMPLANTSWISS	S-27	PENGUIN RFA	B-44
ASEPTICO	B-22	INTRA-LOCK INTERNATIONAL	S-17	PERIOSYSTEM / PERIOLINE	B-58
B&B DENTAL IMPLANT COMPANY	B-17	INVIBIO BIOMATERIAL SOLUTIONS	S-40	PLANMECA	S-18
BEGO IMPLANT SYSTEMS	G-10	IRES GROUP	S-35	PURGO BIOLOGICS INC.	B-64
BIEN-AIR DENTAL	S-33	ITI INTERNATIONAL TEAM FOR IMPLANTOLOGY	B-42	QUINTESSENCE	Pu-02
BIOBANK	B-34	JDENTALCARE	B-25	RHEIN 83 S.R.L	B-45
BIOHORIZONS	G-11	KLOCKNER IMPLANT SYSTEM	B-41	SAESHIN KOREA	B-35
BIOMATLANTE	B-23	KOINE ITALIA	B-33	SAEYANG MICROTECH CO., LTD.	B-39
BIOTECH DENTAL	S-09	LIFENET HEALTH	B-21	SANHIGIA, S.L.	B-19
BONEMODELS	B-56	MECTRON SPA	S-36	SHINHUNG	S-26
BOTISS BIOMATERIALS	B-61	MEDENTIKA	B-29	SIC INVENT AG	S-14
BREDDENT GROUP	S-11	MEDENTIS MEDICAL GMBH	B-11	SKEEMA DENTAL ITALY	B-70
BRES MEDICAL	B-55	MEDICAL INSTINCT DEUTSCHLAND GMBH	B-65	SOUTHERN IMPLANTS	G-07
BTI BIOTECHNOLOGY INSTITUTE	G-06	MEDIDENT ITALIA	B-68	STARMED GMBH & CO KG	B-20
CAMLOG	G-12	MEGAGEN IMPLANT	S-41	STOMA / STORZ AM MARK	B-62
CENDRES+MÉTAUX SA	B-43	MEISINGER	S-30	STRAUMANN	D-04
CLARONAV	S-21	MERIGHI U. CHIMO DENTAL	B-59	SUNSTAR	B-38
CORTEX DENTAL IMPLANTS INDUSTRIES	G-05	MESA DENTAL ALLOYS	B-74	SWEDEN & MARTINA	G-14
DENTAL RATIO	B-63	META	B-24	TEPE ORAL HYGIENE PRODUCTS	S-02
DENTIUM	G-03	MININAVIDENT AG	B-57	THOMMEN MEDICAL AG	G-02
DENTSPLY SIRONA	D-01	MIS	P-01	TI-OSS	B-71
DEUKEGA	B-02	NEO BIOTECH CO., LTD.	S-28	TRATE AG	S-13 BIS
DOCTOR SMILE DENTAL LASER	B-53 BIS	NEODENT	G-13	TRI DENTAL IMPLANTS	S-16
DR-KIM HEADLIGHT SYSTEM	B-16	NEOSS LTD.	S-19	TRINON TITANIUM	G-15
EMS	S-38	NIBEC CO., LTD.	S-25	USTOMED INSTRUMENTE	B-60
EURONDA	B-54	NOBEL BIO CARE	D-02	W&H DENTALWERK BÜRMOS GMBH	S-24
FORESTADENT IMPLANTS	B-36	NOVABONE PRODUCTS	B-08	WILEY	Pu-01
FOTONA	S-05	NSK	S-31	X-NAV TECHNOLOGIES	S-22
GEISTLICH BIOMATERIALS	D-03	OMNIA SPA	S-23	ZERAMEX	B-07
GLOBAL D	S-06	ORTHOCELL LTD.	B-13	ZEST DENTAL SOLUTIONS	S-37
GREATER NEW YORK DENTAL MEETING	B-51	OSSTELL	S-42	ZIMMER BIOMET	D-05
HELMUT ZEPF	B-52	OSSTEM IMPLANT	P-02	Z-SYSTEMS GMBH	B-67

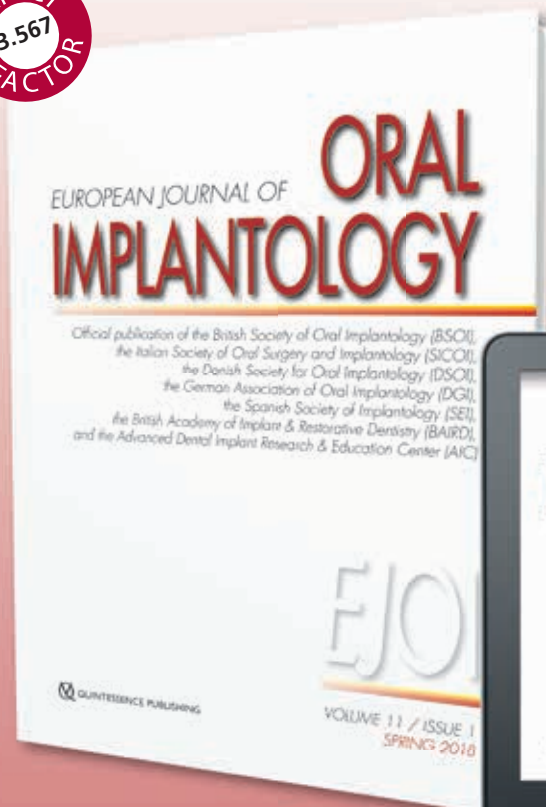


LIST OF SPONSORS BY BOOTH NUMBER

(as of September 10th 2018)

DENTSPLY SIRONA	D-01	PLANMECA	S-18	OSTEOGENICS BIOMEDICAL	B-26
NOBEL BIO CARE	D-02	NEOSS LTD.	S-19	MEDENTIKA	B-29
GEISTLICH BIOMATERIALS	D-03	OSTEOBIOL BY TECNOSS	S-20	HU-FRIEDY	B-32
STRAUMANN	D-04	CLARONAV	S-21	KOINE ITALIA	B-33
ZIMMER BIOMET	D-05	X-NAV TECHNOLOGIES	S-22	BIOBANK	B-34
WILEY	Pu-01	OMNIA SPA	S-23	SAESHIN KOREA	B-35
QUINTESSENCE	Pu-02	W&H DENTALWERK BÜRMOOS GMBH	S-24	FORESTADENT IMPLANTS	B-36
MIS	P-01	NIBEC CO., LTD.	S-25	OSTEOLOGY FOUNDATION	B-37
OSSTEM IMPLANT	P-02	SHINHUNG	S-26	SUNSTAR	B-38
THOMMEN MEDICAL AG	G-02	IMPLANTSWISS	S-27	SAEYANG MICROTECH CO., LTD.	B-39
DENTIUM	G-03	NEO BIOTECH CO., LTD.	S-28	AMERICAN DENTAL SYSTEMS	B-40
IMPLANT DIRECT	G-04	MEISINGER	S-30	KLOCKNER IMPLANT SYSTEM	B-41
CORTEX DENTAL IMPLANTS INDUSTRIES	G-05	NSK	S-31	ITI INTERNATIONAL TEAM FOR IMPLANTOLOGY	B-42
BTI BIOTECHNOLOGY INSTITUTE	G-06	BIEN-AIR DENTAL	S-33	CENDRES+MÉTAUX SA	B-43
SOUTHERN IMPLANTS	G-07	IRES GROUP	S-35	PENGUIN RFA	B-44
ANTHOGRYR	G-08	MECTRON SPA	S-36	RHEIN 83 S.R.L.	B-45
3SHAPE	G-09	ZEST DENTAL SOLUTIONS	S-37	GREATER NEW YORK DENTAL MEETING	B-51
BEGO IMPLANT SYSTEMS	G-10	EMS	S-38	HELMUT ZEPF	B-52
BIOHORIZONS	G-11	INVIBIO BIOMATERIAL SOLUTIONS	S-40	DOCTOR SMILE DENTAL LASER	B-53 BIS
CAMLOG	G-12	MEGAGEN IMPLANT	S-41	EURONDA	B-54
NEODENT	G-13	OSSTELL	S-42	BRES MEDICAL	B-55
SWEDEN & MARTINA	G-14	OXY IMPLANT	B-01	BONEMODELS	B-56
TRINON TITANIUM	G-15	DEUKEGA	B-02	MININAVIDENT AG	B-57
ACTEON	G-16	ZERAMEX	B-07	PERIOSYSTEM / PERIOLINE	B-58
TEPE ORAL HYGIENE PRODUCTS	S-02	NOVABONE PRODUCTS	B-08	MERIGHI U. CHIMO DENTAL	B-59
ALPHA-BIO TEC LTD	S-03	MEDENTIS MEDICAL GMBH	B-11	USTOMED INSTRUMENTE	B-60
FOTONA	S-05	ORTHOCELL LTD.	B-13	BOTISS BIOMATERIALS	B-61
GLOBAL D	S-06	DR-KIM HEADLIGHT SYSTEM	B-16	STOMA / STORZ AM MARK	B-62
IBS IMPLANT	S-07	B&B DENTAL IMPLANT COMPANY	B-17	DENTAL RATIO	B-63
BIOTECH DENTAL	S-09	IBI - INDUSTRIE BIOMEDICHE INSUBRI SA	B-18	PURGO BIOLOGICS INC.	B-64
BREDENT GROUP	S-11	SANHIGIA, S.L.	B-19	MEDICAL INSTINCT DEUTSCHLAND GMBH	B-65
IMPLANCE	S-13	STARMED GMBH & CO KG	B-20	Z-SYSTEMS GMBH	B-67
TRATE AG	S-13 BIS	LIFENET HEALTH	B-21	MEDIDENT ITALIA	B-68
SIC INVENT AG	S-14	ASEPTICO	B-22	SKEEMA DENTAL ITALY	B-70
ACE SURGICAL SUPPLY COMPANY	S-15	BIOMATLANTE	B-23	TI-OSS	B-71
TRI DENTAL IMPLANTS	S-16	META	B-24	OSTEOGENE	B-73
INTRA-LOCK INTERNATIONAL	S-17	JDENTALCARE	B-25	MESA DENTAL ALLOYS	B-74

Evidence-based, practical insights into oral implantology



EUROPEAN JOURNAL OF ORAL IMPLANTOLOGY

Editor-in-Chief: Dr Marco Esposito

4 issues per year **€158**

Student rate **€82**

Please visit Quintessence Publishing
at stand PU 02
and pick up your free copy!



Official publication of the British Society of Oral Implantology (BSOI), the Italian Society of Oral Surgery and Implantology (SICOI), the Danish Society for Oral Implantology (DSOI), the German Association of Oral Implantology (DGI), the Spanish Society of Implantology (SEI), the British Academy of Implant & Restorative Dentistry (BAIRD), and the Advanced Dental Implant Research & Education Center (AIC).

EJOI prides itself on presenting evidence-based, practical insights into oral implantology to specialists and general practitioners alike. Under the guidance of Dr Marco Esposito and his highly regarded editorial board, the journal encompasses systematic reviews, clinical trials and articles, and case series, with a focus on article quality and substance. Full descriptions and relevant illustrations are included so that clinicians can fully understand all the procedures presented. The aim of this journal is to provide reliable clinical guidance to practitioners to help them make the best decisions possible for their patients.

Your benefits as a subscriber:

- Coverage of the entire field of oral implantology
- A journal with an impact factor of 3.567 (2016)
- Free online access to ALL issues published since 2008, with research options:
ejoi.quintessenz.de



- Free access to the Quintessence Journals App:







iPad | iPhone



Android

EAO BOOTH

Come and meet us!

-  **Meet the EAO Office team**
-  **Discover our projects**
-  **Join the community**
-  **Create memories**



Boost your E-reputation! 



Gerdie Schreuders,
E-reputation expert

Do you know what patients and colleagues see when they Google your name or your clinic? Your online presence and 'E-reputation' is one of the most important tools of the trade – and many people don't know how to get the most out of it.

Learn how to harness the power of the online world and optimise your E-reputation. At the EAO booth, you will find out how you can manage your online or social media presence, and put your best foot forward. You will get:

- key tips and tricks during our kick-starter presentations (coffee and lunch breaks)
- the opportunity to join an 'All-you-can-ask' session

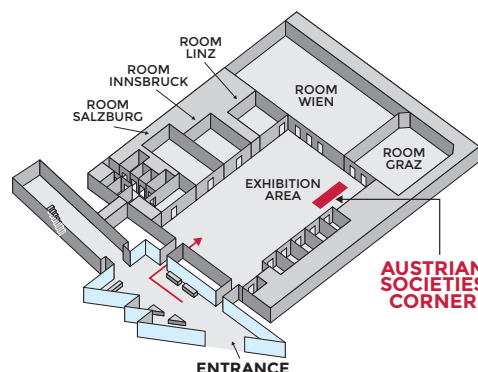
E-Reputation workshop: come to the EAO booth and book your free seat to get:

- a 15-minute consultation with our expert
- a new professional profile picture from our photographer

We look forward meeting you at the #EAOcongress.

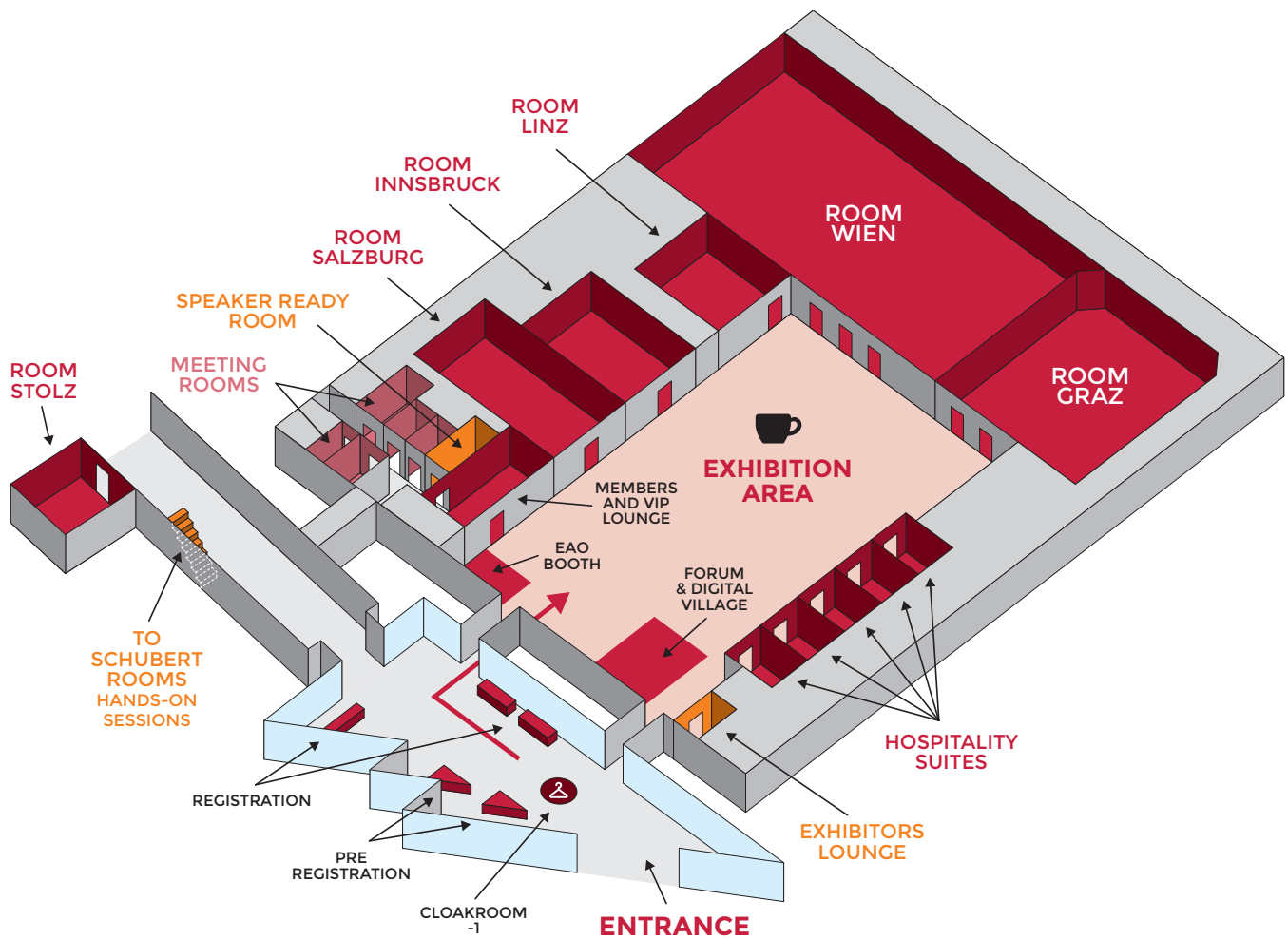
AUSTRIAN SOCIETIES CORNER

The EAO congress 2018 is organised in cooperation with five Austrian societies, find out more about them at their booth.



MESSE WIEN MAP

Detailed exhibition map on page 44



Save the date

EAO)))
CONGRESS
EUROPEAN ASSOCIATION FOR OSSEOINTEGRATION

Lisbon 2019

The bridge to the future

28th Annual Scientific Meeting
of the European Association
for Osseointegration
26-28 September

www.eao.org

Congress chair

Gil Alcoforado

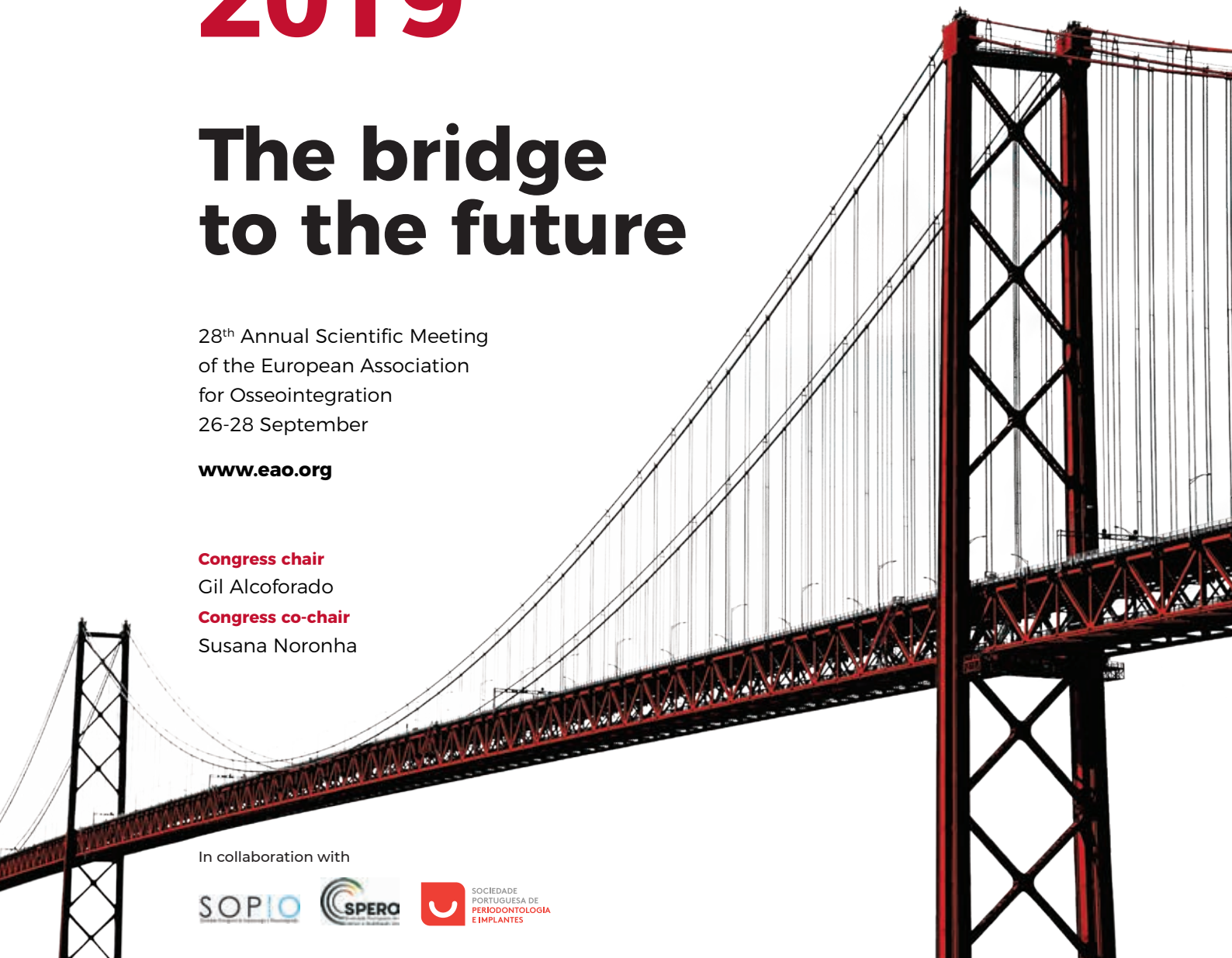
Congress co-chair

Susana Noronha

In collaboration with



SOCIEDADE
PORTUGUESA DE
PERIODONTOLOGIA
E IMPLANTES





Online Library




Scientific content

Webcasts / E-posters / Abstracts

Premium access

Selected content reserved for Members



Publications

Articles / Reports / Journals



Education

Info on courses / Certification

onlinelibrary.eao.org



Don't forget to download the EAO congress mobile app